

Report of the Chief Electoral Officer

# 2019 NANAIMO BY-ELECTION

---

JANUARY 30, 2019



# **Report of the Chief Electoral Officer**

2019 Nanaimo By-election

January 30, 2019





Mailing address:  
PO Box 9275 Stn Prov Govt  
Victoria BC V8W 9J6

Phone: 250-387-5305  
Toll-free: 1-800-661-8683 / TTY 1-888-456-5448  
Fax: 250-387-3578  
Toll-free fax: 1-866-466-0665

Email: [electionsbc@elections.bc.ca](mailto:electionsbc@elections.bc.ca)  
Website: [www.elections.bc.ca](http://www.elections.bc.ca)

---

August 28, 2019

Honourable Darryl Plecas  
Speaker of the Legislative Assembly  
Province of British Columbia  
Parliament Buildings  
Victoria, British Columbia  
V8V 1X4

Dear Mr. Speaker:

I have the pleasure to present the Report of the Chief Electoral Officer regarding the 2019 Nanaimo By-election to the Legislative Assembly. This report is presented in accordance with section 13(1)(b) of the *Election Act*.

Respectfully submitted,

**Anton Boegman**  
Chief Electoral Officer  
British Columbia

# TABLE OF CONTENTS

---

<b>Executive summary .....</b>	<b>1</b>
Calendar of events .....	1
Statistics at a glance .....	2
<b>Conducting the election .....</b>	<b>3</b>
Public information and communications .....	3
Election officials and office staff .....	7
Candidate nominations.....	8
Voting.....	9
Turnout.....	12
Counting .....	13
Administrative challenges .....	13
<b>Statement of Votes .....</b>	<b>14</b>
Summary of results.....	14
Results by voting area .....	14
<b>Campaign financing.....</b>	<b>18</b>
Introduction.....	18
Financing report summaries.....	20
Candidates .....	21
Registered political parties.....	22
Registered constituency associations.....	24
Third party advertising sponsors.....	25
<b>Elections BC expenses.....</b>	<b>26</b>

# LIST OF FIGURES AND TABLES

---

## Tables

Table 1: Milestones and key dates .....	1
Table 2: Statistics at a glance.....	2
Table 3: Election officials and office staff.....	8
Table 4: Candidates.....	8
Table 5: Votes cast by voting opportunity .....	9
Table 6: Summary of results .....	14
Table 7: Elections BC expenses .....	26

## Figures

Figure 1: Voter's guide, front and back.....	3
Figure 2: 2019 Where to Vote card, front and back.....	4
Figure 3: Statutory advertisement #1 .....	5
Figure 4: Statutory advertisement #2 .....	5
Figure 5: Tweet by Elections BC announcing the by-election .....	6
Figure 6: Elections BC website.....	6
Figure 7: Where to Vote application .....	7
Figure 8: Votes cast by voting opportunity.....	9
Figure 9: Advance votes as a percentage of total valid votes .....	10
Figure 10: Vote by mail packages sent and received .....	11
Figure 11: Turnout in recent by-elections and 2017 Provincial General Election, measured as a percentage of registered voters .....	12
Figure 12: Trends in the use of voting opportunities in by-elections, 2013-2019...	12





# EXECUTIVE SUMMARY

On November 30, 2018, Leonard Krog resigned as the Member of the Legislative Assembly (MLA) for the Nanaimo electoral district. Pursuant to section 35 of the *Constitution Act*, the Speaker of the Legislative Assembly informed the Chief Electoral Officer of the vacancy through a warrant. The warrant was received on November 30, 2018. The last possible date for calling the by-election was May 30, 2019, as the writ for a by-election must be issued within six months after receipt of the warrant.

The by-election was called on January 2, 2019. General Voting Day was Wednesday, January 30, 2019.

There were six candidates in the by-election representing six registered political parties. At the end of final count, BC NDP candidate Sheila Malcolmson was elected.

Voter turnout was 52.59%, and the cost to administer the by-election was \$567,034, or \$12.27 per registered voter.

## Calendar of events

The calendar of events for a provincial by-election is prescribed by the *Election Act*. The by-election begins on Day 0 when the writ is issued and the by-election is called. General Voting Day is 28 days after Day 0.

Table 1: Milestones and key dates

Day	Milestone	Date
0	Writ Day	January 2
0	Close of general voter registration	January 2
7	Close of candidate nominations, 1 p.m.	January 9
20-25	Advance voting	January 22-27
28	General Voting Day	January 30
28	Initial count begins after 8 p.m.	January 30
34	Final count*	February 5
41	Return Day	February 12
118	Election Financing Report filing deadline	April 30

\*In accordance with section 128 of the *Election Act*, final count normally begins on Day 41 (in this case, Tuesday, February 12, 2019). However, the Chief Electoral Officer authorized final count to begin early on Day 34 (Tuesday, February 5, 2019).

## Statistics at a glance

Table 2: Statistics at a glance

<b>Officials and voting places</b>	
Election officials and district electoral office staff	312
Voting areas	84
Advance voting places	5
General voting places	13
<b>Voter registration and turnout</b>	
Registered voters at election call	45,359
Registered voters at close of voting	46,210
Voters who registered or updated their voter record in conjunction with voting	1,388
Registered voters who voted	24,300
Voter turnout (as a percentage of registered voters)	52.59%
<b>Candidates, political parties and advertising sponsors</b>	
Registered political parties that endorsed candidates	6
Candidates	6
Registered third party advertising sponsors that filed disclosure reports	12
Registered political party expenses limit	\$59,216.78
Candidate expenses limit	\$59,216.78
Third party advertising limit	\$3,062.94
<b>Results</b>	
Total valid votes	24,267
Rejected ballots	33

# CONDUCTING THE ELECTION

## Public information and communications

The Chief Electoral Officer has a statutory responsibility to inform the public about voter registration and voting opportunities.

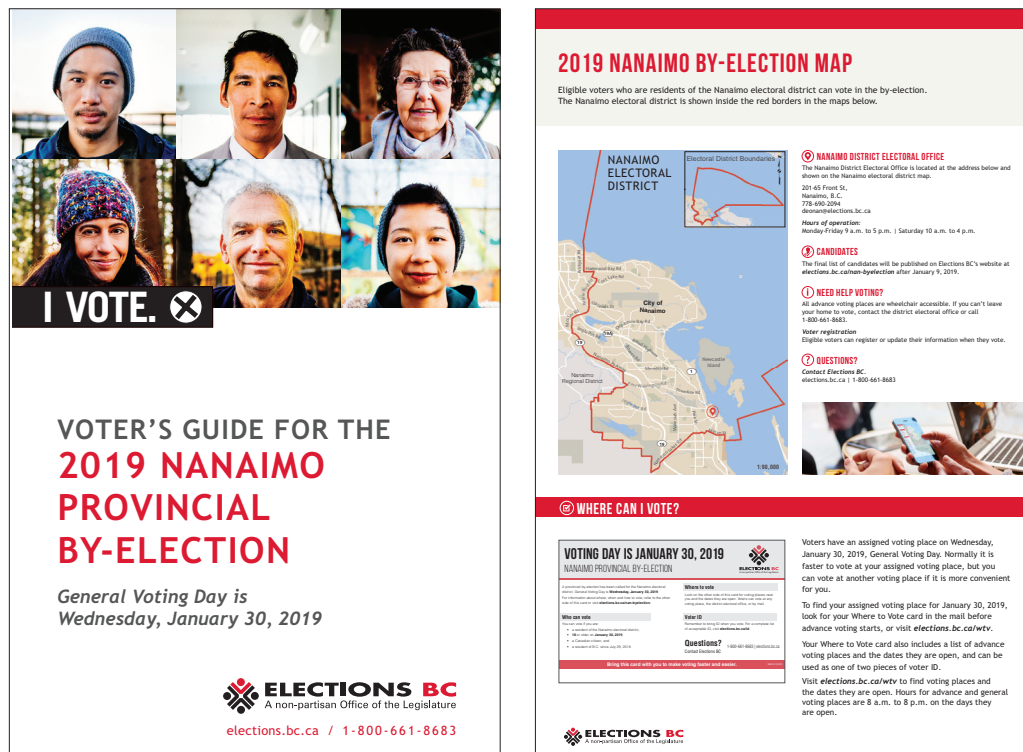
In addition to meeting its statutory obligations, Elections BC is committed to providing an inclusive and accessible electoral process. With these goals in mind, Elections BC implemented a comprehensive communications plan to help voters in the Nanaimo electoral district participate in the by-election.

### Voter's guide

Early in the campaign period, Elections BC distributed a voter's guide to households in the Nanaimo electoral district. The guide included information about voter eligibility, ID requirements, voting opportunities, a map of the electoral district and Elections BC's contact information.

The guide was designed to meet Canada Post standards so it could be sent economically as unaddressed mail. Elections BC also worked with Canada Post and BC Mail Plus to attempt to target only residential points of call within the Nanaimo electoral district's boundaries and reduce the number of guides delivered to addresses in neighbouring districts. In total, 32,258 voter's guides were delivered. The guide was also available on the Elections BC website.

Figure 1: Voter's guide, front and back



### Where to Vote cards


Where to Vote cards were mailed to every registered voter in the Nanaimo electoral district before advance voting started. Each voter's card showed the dates and locations for advance voting, the voter's assigned general voting place, information about eligibility requirements and acceptable voter identification.

Where to Vote cards were also mailed to addresses with no registered voters. These cards were sent to unregistered voters and included information about eligibility requirements, the option to register at a voting place and voting opportunities.

Figure 2: 2019 Where to Vote card, front and back

# VOTING DAY IS JANUARY 30, 2019

## NANAIMO PROVINCIAL BY-ELECTION



---

A provincial by-election has been called for the Nanaimo electoral district. General Voting Day is **Wednesday, January 30, 2019**.

For information about where, when and how to vote, refer to the other side of this card or visit [elections.bc.ca/nan-byelection](http://elections.bc.ca/nan-byelection).

**Where to vote**

Look on the other side of this card for voting places near you and the dates they are open. Voters can vote at any voting place, the district electoral office, or by mail.

**Who can vote**

You can vote if you are:

- a resident of the Nanaimo electoral district,
- **18 or older on January 30, 2019,**
- a Canadian citizen, and
- a resident of B.C. since July 29, 2018.


**Voter ID**


Remember to bring ID when you vote. For a complete list of acceptable ID, visit [elections.bc.ca/id](http://elections.bc.ca/id).

**Questions?** 1-800-661-8683 | [elections.bc.ca](http://elections.bc.ca)  
Contact Elections BC

**Bring this card with you to make voting faster and easier.** 96031-R (18/01)


---






POM004-01731  
EDXXX-XXXX

Do not forward / Ne pas faire suivre  
Customer / client 7163762






CANADA POST / POSTES CANADA  
1291661

GENERAL VOTING DAY

**On Wednesday, January 30, you can vote at:**

Bowen Park Auditorium  
500 Bowen Rd, Nanaimo, BC



**Your address is:**  
1234 Main St, Nanaimo, BC

Remember to bring this card and ID. Voting will be open from 8 a.m. to 8 p.m. (Pacific time).

**Deliver to:**

**SMITH, JANE  
1234 MAIN ST  
NANAIMO BC V1V 1V1**

<b>ADVANCE VOTING</b>	DATES OPEN					
	Tues Jan 22	Wed Jan 23	Thurs Jan 24	Fri Jan 25	Sat Jan 26	Sun Jan 27
Alliance Church, 1609 Meredith Rd, Nanaimo, BC			✓	✓		
Beban Park Social Centre, 2300 Bowen Rd, Nanaimo, BC	✓	✓				
Departure Bay Baptist Church, 3150 Departure Bay Rd, Nanaimo, BC	✓	✓	✓	✓		
Fairview Community School, 205 Howard Ave, Nanaimo, BC					✓	✓
Uplands Park Elementary School, 3821 Stronach Dr, Nanaimo, BC					✓	✓

**ELECTORAL DISTRICT:** Nanaimo | **ELECTORAL DISTRICT CODE:** NAN | **VOTING AREA:** 001

### Statutory advertising

In accordance with the *Election Act*, Elections BC placed two statutory advertisements in local newspapers. The first ad included information about voter eligibility requirements, the candidate nomination process and voting opportunities, as well as the district electoral office address and contact information. The second provided the list of candidates, information about when and where to vote and voter identification requirements.

### Digital advertising and social media

In addition to the statutory newspaper ads required by legislation, Elections BC used digital and social media advertising to raise public awareness of the by-election and direct voters to the Elections BC website for more information. Online ads were geo-targeted to the Nanaimo area to reach eligible voters. The advertising campaign maintained the look and feel of the “I Vote” campaign used in the 2017 Provincial General Election and 2018 Kelowna West By-election, updated with messaging specific to the Nanaimo By-election. Facebook advertising alone reached over 75,000 users and resulted in more than 7,600 trackable clicks to Elections BC’s website.

Elections BC shared content consistent with the digital advertising campaign through Facebook, Instagram and Twitter. Relevant content was shared at particular times throughout the election period, directing followers to learn more about voting opportunities, voter eligibility, ID requirements and other information. Organizations in the Nanaimo area with a social media following, such as post-secondary institutions, libraries and community organizations, were encouraged to share Elections BC’s by-election posts. Posts included the hashtags #NanaimoVotes and #Nanaimo to encourage awareness and voter engagement.

Figure 3: Statutory advertisement #1

**I VOTE. ✕** **JAN. 30 2019**

**2019 NANAIMO BY-ELECTION**

**A provincial by-election has been called in Nanaimo for Wednesday, January 30, 2019.**

**You can vote if you are:**

- a resident of the Nanaimo electoral district, 18 or older on January 30, 2019,
- a Canadian citizen, and
- a resident of British Columbia since July 30, 2018.

**What if I'll be away?**

Vote at the district electoral office from now until 4 p.m. on January 30, 2019, or ask for a vote by mail package from Elections BC. Voting packages must be returned to the district electoral office before voting closes at 8 p.m. on January 30, 2019.

**Voter registration**

Voters can register or update their information when they vote. Remember to bring ID.

**Advance Voting**

Advance voting is available from January 22 to January 27, 2019.

**Note that not all advance voting places will be open on all of these days.**

Advance voting places and the dates they are open will be published on the Elections BC website, in community newspapers, and on Where to Vote cards that will be sent to Nanaimo voters before advance voting starts.

Advance voting places are open from 8 a.m. to 8 p.m. and are wheelchair accessible.

**General Voting Day**

General Voting Day is Wednesday, January 30, 2019. Voting will be open from 8 a.m. to 8 p.m.

**What if I'll be away?**

Vote at the district electoral office from now until 4 p.m. on January 30, 2019, or ask for a vote by mail package from Elections BC. Voting packages must be returned to the district electoral office before voting closes at 8 p.m. on January 30, 2019.

**Becoming a candidate**

You can get a candidate nomination kit from the district electoral office or online at [elections.bc.ca](http://elections.bc.ca).

Completed nomination kits must be delivered to the district electoral office by 1 p.m. on January 9, 2019.

**Work in the by-election**

By-election jobs are available. Visit [elections.bc.ca/jobs](http://elections.bc.ca/jobs) for more information.

**Questions?**

For more information visit our website, call us, just here or contact the district electoral office.

**Nanaimo District Electoral Office**  
201-65 Front St., Nanaimo, B.C. 778-490-2094 [dnan@elections.bc.ca](mailto:dnan@elections.bc.ca)

Hours of operation:  
Monday – Friday 9 a.m. to 5 p.m.  
Saturday 10 a.m. to 4 p.m.

**Know Your Electoral District**

Eligible voters in the Nanaimo electoral district can vote in the by-election. The boundaries of the Nanaimo electoral district are shown on the map. If you aren't sure if you're eligible to vote in the by-election, contact Elections BC.

[elections.bc.ca](http://elections.bc.ca) / 1-800-661-8683

**ELECTIONS BC**  
A non-partisan Office of the Legislature

Figure 4: Statutory advertisement #2

**I VOTE. ✕** **JAN. 30 2019**

**2019 NANAIMO BY-ELECTION**

**The 2019 Nanaimo By-election is on Wednesday, January 30. There are lots of ways to vote.**

**Advance Voting**

Advance voting places and the dates they are open are listed below. Advance voting places are wheelchair accessible and open from 8 a.m. to 8 p.m.

**General Voting Day**

General Voting Day is Wednesday, January 30, 2019. Voting places are listed below and will be open from 8 a.m. to 8 p.m.

**Other ways to vote**

At the Nanaimo district electoral office:  
From now until 4 p.m. on Wednesday, January 30.

Request a vote by mail package at [elections.bc.ca](http://elections.bc.ca), or call 1-800-661-8683.

Voting packages must be received by the district electoral office before voting closes at 8 p.m. on January 30.

**Where and when to vote**

Advance Voting Places	Open Dates					
	Tue Jan 22	Wed Jan 23	Thu Jan 24	Fri Jan 25	Sat Jan 26	Sun Jan 27
Alliance Church 3277 Steveston Rd., Nanaimo, BC						
Bahn Park Social Centre 2300 Steveston Rd., Nanaimo, BC						
Deportare Bay Baptist Church 2010 Departure Bay Rd., Nanaimo, BC						
Fairview Community School 201 Howard Ave., Nanaimo, BC						
Uplands Park Elementary School 3821 Steveston Rd., Nanaimo, BC						

**General Voting Places (Open Wednesday, January 30)**

Advance Voting Places	General Voting Places (Open Wednesday, January 30)	Where and when to vote
Alliance Church 3277 Steveston Rd., Nanaimo, BC	Deportare Bay Baptist Church 2010 Departure Bay Rd., Nanaimo, BC	NAN District Electoral Office 201-65 Front St., Nanaimo, BC
Bahn Park Social Centre 2300 Steveston Rd., Nanaimo, BC	Fairview Community School 201 Howard Ave., Nanaimo, BC	Protection Island Fine Mill 26 Front Lane, Nanaimo, BC
Deportare Bay Baptist Church 2010 Departure Bay Rd., Nanaimo, BC	Hannemund Bay Elementary School 2005 Hannemund Bay, Nanaimo, BC	Uplands Park Elementary School 3821 Steveston Rd., Nanaimo, BC
Fairview Community School 201 Howard Ave., Nanaimo, BC	Uplands Park Elementary School 3821 Steveston Rd., Nanaimo, BC	Willington Hall 2002 Central Ave., Nanaimo, BC

**Candidates for the 2019 Nanaimo By-election**

Candidate's Name:	Financial Agent:	Official Agent:
Jacqui Greenwood Conservative	Ryan Wainman 151-1310 Paken St., Vancouver, BC, V6E 1A7 604-683-7289	
Tony Harris BC Liberal Party	Kevin Tan PO Box 28131, 870 West Pender, Vancouver, BC, V6C 3T7 604-686-6000	Lindsay Cox PO Box 28131, 870 West Pender, Vancouver, BC, V6C 3T7
Shelia MacInnes BC NDP	Kevin Owen 1183 Kukuljan Rd., Duncan, BC, V9L 6R6 250-778-3439	
Michelle Kay BC Green Party	Karin Langner 201-1100 View St., Victoria, BC, V8W 3R3 250-398-1591	
Robin Mark Richardson The Vancouver Island Party	Robin Mark Richardson 1417 Chaf Robert Sam Lane, Victoria, BC, V8A 7R3 250-388-6274	
Bill Walker Liberal Party	Bill Walker 14 Commercial St., Nanaimo, BC, V9R 5C3 250-637-7244	

[elections.bc.ca](http://elections.bc.ca) / 1-800-661-8683

**ELECTIONS BC**  
A non-partisan Office of the Legislature

Public information and communications

CONDUCTING THE ELECTION

Figure 5: Tweet by Elections BC announcing the by-election



### Website

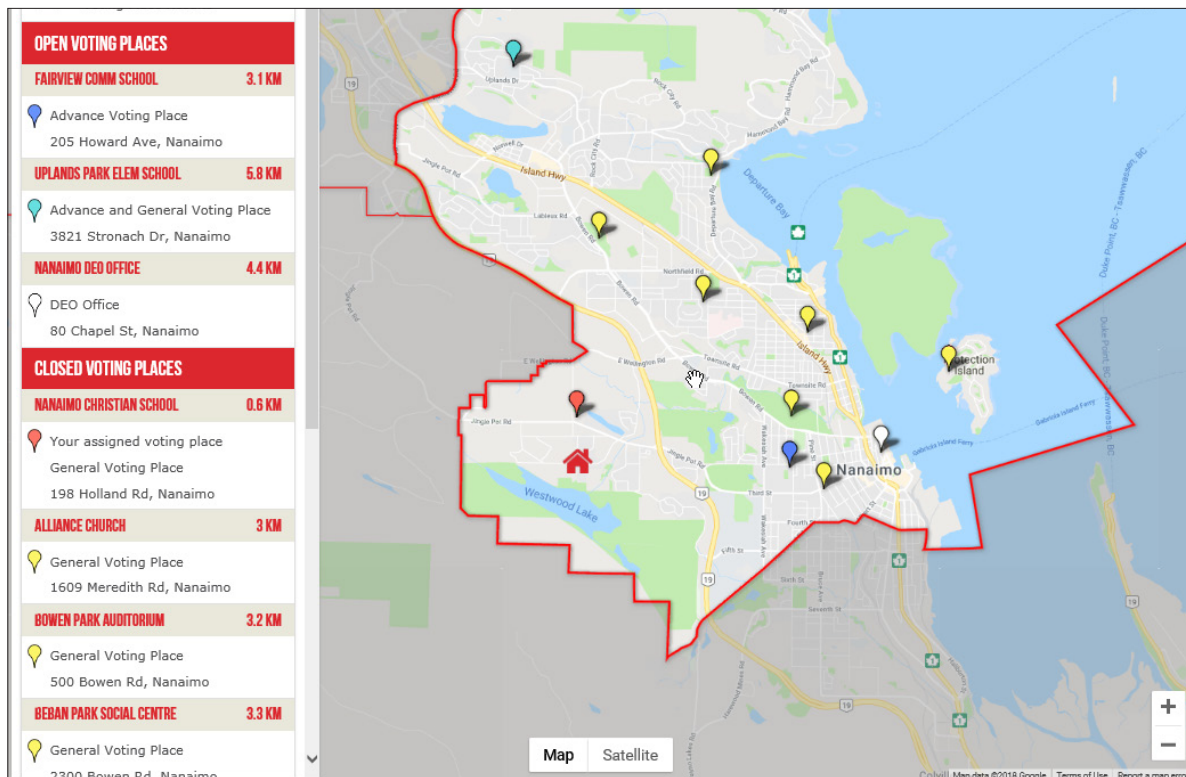
Elections BC’s website is the central source of information about electoral events and the electoral process in B.C. A dedicated by-election event page contained answers to the most frequently asked questions from voters, and provided event information such as key dates, candidate information, voter eligibility and ID requirements. On election night, results were reported online, starting when polls closed at 8 p.m. Results were updated every three minutes as counting progressed.

Figure 6: Elections BC website



The Elections BC website also provided a Where to Vote application that allowed users to enter their address to find their assigned voting place. Users could also find voting places near them based on their location, and the application provided directions. Voting places, the district electoral office and electoral district boundaries were displayed on a Google Map.

Figure 7: Where to Vote application



If the voter entered a home address that was outside of the Nanaimo electoral district, the application would inform the voter that their address could not be found within the district and that only eligible voters resident in the Nanaimo electoral district could vote in the by-election.

## Election officials and office staff

The Chief Electoral Officer appoints a district electoral officer (DEO) to administer elections in each electoral district. One or more deputy district electoral officers (DDEOs) are also appointed to provide assistance, and to replace the DEO if the position becomes vacant. The DEO for the Nanaimo By-election was Patrick Maguire and the DDEO was Julie Kelly.

DEOs hire election officials to register voters, supervise voting places, issue ballots and maintain ballot boxes, provide information to voters and perform other duties at voting places. DEOs also hire staff to maintain their district electoral office.

Table 3: Election officials and office staff

Position	Number of officials
Information officer	50
Supervisory voting officer	19
Voting clerk	117
Voting officer	110
District electoral office staff	16
<b>Total</b>	<b>312</b>

## Candidate nominations

The *Election Act* provides two methods for nominating candidates: standing nominations and ordinary nominations. For a by-election, standing nominations may be submitted to the Chief Electoral Officer at any time until 4:30 p.m. on Day 2 of the election calendar. Ordinary nominations may be submitted to the DEO during the ordinary nomination period, between 9 a.m. on Day 3 and 1 p.m. on Day 7.

In the Nanaimo By-election, standing nominations closed at 4:30 p.m. on January 4, 2019. One candidate filed a standing nomination.

The ordinary nomination period was from 9 a.m. on January 5, 2019 to 1 p.m. on January 9, 2019, during which five additional candidates were nominated.

Table 4: Candidates

Candidate name	Political party
Justin Greenwood	Conservative
Tony Harris	BC Liberal Party
Sheila Malcolmson	BC NDP
Michele Ney	BC Green Party
Robin Mark Richardson	The Vancouver Island Party
Bill Walker	Libertarian



# Voting

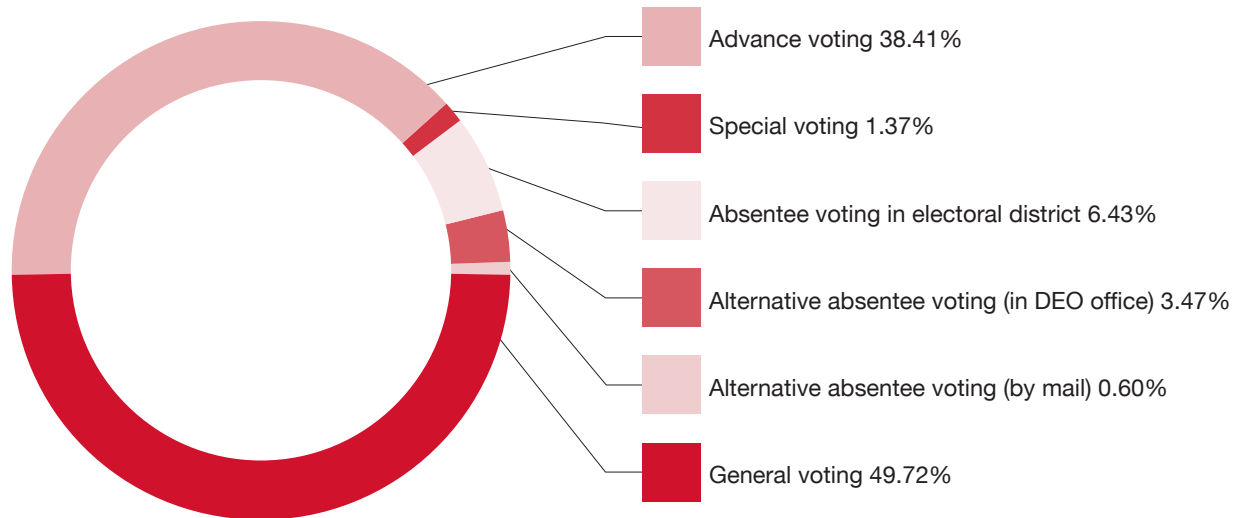
British Columbia provides voters with a number of ways to cast their ballot in provincial elections and by-elections. In addition to general and advance voting, the *Election Act* establishes special and absentee voting opportunities, providing for an accessible and inclusive electoral process.

Elections BC conducted voting at five advance voting places and 13 general voting places. Eleven special voting opportunities were also available in hospitals and long-term care facilities. Starting on Writ Day, all eligible voters could vote in the Nanaimo district electoral office or by mail. Voters with disabilities were also offered the ability to vote using election official-assisted telephone voting. This is a type of special voting.

Table 5: Votes cast by voting opportunity

Voting opportunity	Valid votes	Rejected ballots	% of ballots rejected	Votes considered	% of popular vote
General voting	12,066	16	0.13%	12,082	49.72%
Advance voting	9,324	10	0.10%	9,334	38.41%
Special voting	332	1	0.30%	333	1.37%
Absentee voting in electoral district	1,557	5	0.32%	1,562	6.43%
Alternative absentee voting (in DEO office)	842	1	0.12%	843	3.47%
Alternative absentee voting (by mail)	146	0	0.00%	146	0.60%
<b>Total votes considered</b>	<b>24,267</b>	<b>33</b>	<b>0.14%</b>	<b>24,300</b>	<b>100.00%</b>

Figure 8: Votes cast by voting opportunity



### General voting

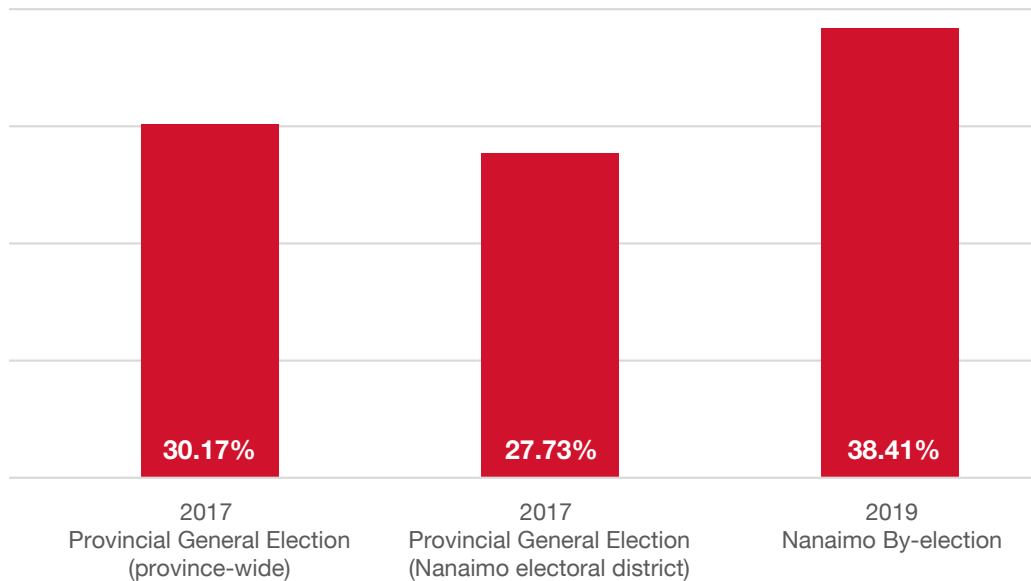
General Voting Day was January 30, 2019. Voting was available from 8 a.m. to 8 p.m. at 13 general voting places. Voters were assigned to a general voting place according to the voting area in which they resided. However, as part of B.C.'s accessible electoral process, all eligible voters could vote at any general voting place under absentee voting rules. 49.72% of ballots were cast on General Voting Day by voters at their assigned general voting place.

### Advance voting

Advance voting was held from 8 a.m. to 8 p.m. on January 22 to 27, 2019. Not all advance voting places were open on every day of the advance voting period. Advance voting locations and the dates they were open were published on the Elections BC website, the Where to Vote application, the Where to Vote card and in the local newspaper. All advance voting locations were wheelchair accessible.

Advance voting turnout in the by-election increased in comparison to advance turnout in Nanaimo during the 2017 Provincial General Election. Advance voting turnout continues to grow in popularity as awareness of this accessible and convenient voting option increases.

Figure 9: Advance votes as a percentage of total valid votes



### Special voting

Special voting opportunities are established for voters who are unable to vote at other opportunities because they will be absent or are in a hospital, mental health or care facility, provincial correctional centre, remote community or work site. Special voting opportunities can be held at any point in the election period until the close of voting on General Voting Day.

The DEO for Nanaimo established 11 special voting opportunities at hospitals and care facilities. 327 voters cast their ballot at these special voting opportunities during the 2019 Nanaimo By-election.

### Telephone voting

Telephone voting is a type of special voting that is available for voters who have a disability that prevents them from voting independently at another voting opportunity. In the Nanaimo By-election, telephone voting was available between January 21 and January 30, 2019 from 12 p.m. to 4 p.m. Six voters cast their ballot through telephone voting.

Telephone voting was first offered in the 2017 Provincial General Election. Details of the telephone voting process are included in the [May 9, 2017 Provincial General Election Report of the Chief Electoral Officer](#).

### Absentee voting

Voters who voted on General Voting Day at voting places other than their assigned location voted under absentee provisions. Absentee voting was available at all general voting places.

Voters were also able to vote in the district electoral office through alternative absentee voting. Voting in the district electoral office was available from when the election was called on January 2, 2019 until 4 p.m. on General Voting Day. 1,562 absentee votes were cast on General Voting Day, and 843 were cast in the district electoral office.

### Vote by mail

As in a general election, voters in the by-election could vote by mail, giving voters who may have been away an opportunity to vote. The voting package had to be returned to the Nanaimo district electoral office or Elections BC headquarters before the close of voting on General Voting Day.

Elections BC sent voting packages to 235 voters and received 146 completed packages by the close of voting on General Voting Day. Four packages were received after the close of voting and were not considered for counting. The remaining 85 packages were not returned to Elections BC.

Figure 10: Vote by mail packages sent and received

#### VOTE BY MAIL PACKAGES SENT



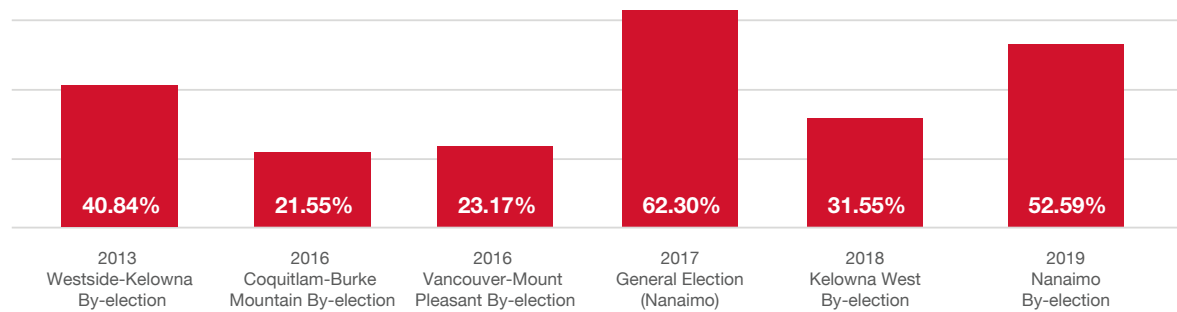
#### VOTE BY MAIL PACKAGES RETURNED ON TIME



## Turnout

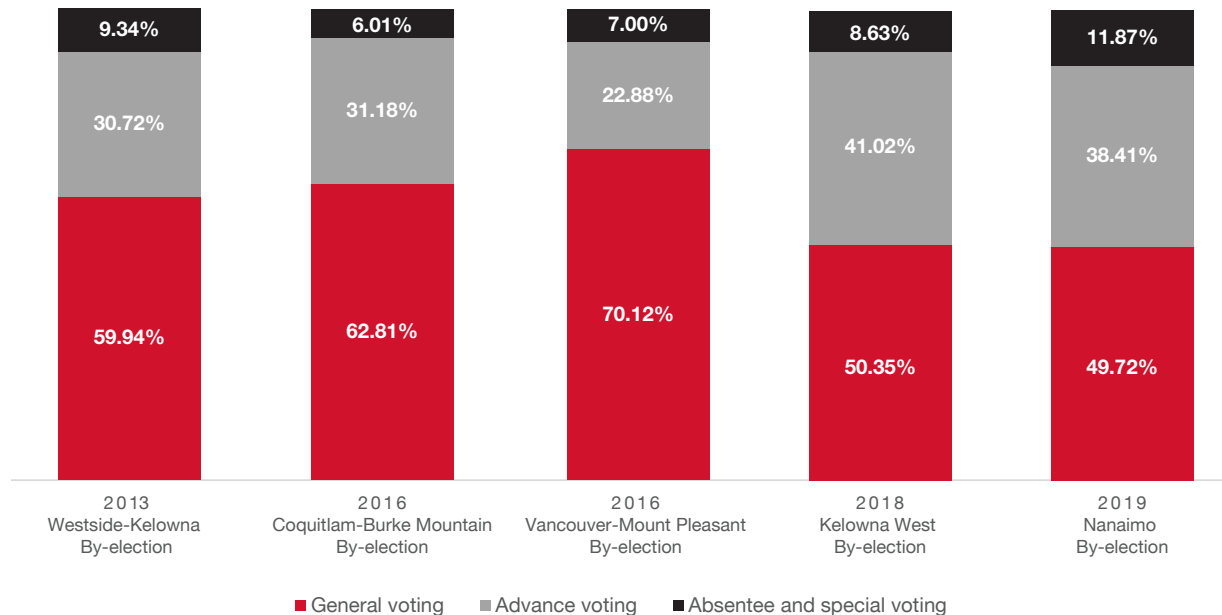
Voter turnout in the by-election was higher than voter turnout in other recent by-elections, but lower than voter turnout in Nanaimo in the 2017 Provincial General Election. Turnout in a by-election is typically lower than turnout during a provincial general election.

Figure 11: Turnout in recent by-elections and the 2017 Provincial General Election, measured as a percentage of registered voters



The trend of increased advance voting turnout and fewer voters voting at their assigned voting place on General Voting Day also continued in the by-election.

Figure 12: Trends in the use of voting opportunities in by-elections, 2013-2019



## Counting

### Initial count

Ballots cast at advance and general voting are counted on election night at initial count. Over 88% of the total ballots cast were considered at initial count.

At the close of initial count on election night, the BC NDP candidate, Sheila Malcolmson, was the leading candidate.

### Final count

Final count is a count of the ballots that were not considered as part of initial count. Ballots considered at final count include those cast at absentee, alternative absentee and special voting opportunities. The results of an election are determined at the conclusion of final count based on the votes accepted at initial count and final count. Final count is held in the district electoral office and usually begins 13 days after General Voting Day. However, the Chief Electoral Officer authorized that final count for the Nanaimo By-election begin on Day 34. The DEO conducted final count on February 5, 2019.

At the conclusion of final count, Sheila Malcolmson was declared elected. The writ of election was returned on February 12, 2019, marking the end of the by-election period.

## Administrative challenges

### District boundaries confusion

Due to a number of factors, voter confusion about the electoral district boundaries was higher than is typical in a by-election. The fact that the electoral district and the municipality have the same name, but different boundaries, may have contributed to

a lack of clarity about the boundaries, especially as a municipal election was held in October 2018. In addition, some campaign signs were posted outside district boundaries and the voter's guide was distributed by postal walks, a small percentage of which cross district boundaries. Elections BC plans to work more closely with campaign teams in future by-elections to raise awareness of electoral boundaries. Elections BC will also modify the Where to Vote application to provide more information to users who enter an address that is outside of the electoral district. A message will appear that informs the user that their address is not within the district, the name of the district they do reside in and that only voters resident in the electoral district that is holding the by-election are eligible to vote.

### Power outage

On the morning of General Voting Day, a power outage occurred in the area of downtown Nanaimo. Although no general voting places were affected, the Nanaimo district electoral office, where voters can vote under absentee provisions until 4:30 p.m. on General Voting Day, lost power for several hours. The possibility of a power outage affecting voting places was identified as a risk during the process of planning for the by-election, and contingencies were put in place in the event that an outage did occur. These included training election officials to switch seamlessly to "manual mode" voting procedures (without the use of voter-lookup laptops and barcode scanners) to minimize any interruption in service to voters. Due to Elections BC's planning and risk management framework, the Nanaimo DEO and election officials were well prepared for the possibility of an outage, and voting was not impacted.

# STATEMENT OF VOTES

## Summary of results

Table 6: Summary of results

Candidate	Affiliation	Total valid votes	% of total valid votes
Justin Greenwood	Conservative	491	2.02%
Tony Harris	BC Liberal Party	9,691	39.93%
Sheila Malcolmson	BC NDP	12,114	49.92%
Michele Ney	BC Green Party	1,783	7.35%
Robin Mark Richardson	The Vancouver Island Party	112	0.46%
Bill Walker	Libertarian	76	0.32%
		<b>24,267</b>	<b>100.00%</b>

## Results by voting area

The following pages contain a summary of the results of the 2019 Nanaimo By-election by voting area. Candidates are listed in alphabetical order by ballot name.

<b>Nanaimo</b>									
	<b>Justin Greenwood</b>	<b>Tony Harris</b>	<b>Sheila Malcolmson</b>	<b>Michele Ney</b>	<b>Robin Mark Richardson</b>	<b>Bill Walker</b>	<b>Total valid votes</b>	<b>Rejected ballots</b>	<b>Registered voters</b>
	<b>CP</b>	<b>LIB</b>	<b>NDP</b>	<b>GP</b>	<b>VIBC</b>	<b>LBN</b>			
<i>Advance voting</i>									
Alliance Church	30	472	837	97	18	5	1,459	3	
Beban Park Social Centre	38	768	871	116	11	2	1,806	4	
Departure Bay Baptist Church	42	1,278	1,136	163	12	10	2,641	1	
Fairview Comm School	30	427	948	120	6	3	1,534	2	
Uplands Park Elem School	34	838	854	141	9	8	1,884	0	
<i>General voting</i>									
Voting area									
1	4	94	92	7	0	1	198	2	685
2	2	76	83	6	0	1	168	0	593
3	2	66	48	8	0	0	124	0	568
4	3	88	56	22	0	0	169	0	591
5	7	88	82	17	0	0	194	0	579
6	3	92	59	14	0	0	168	0	514
7	5	104	90	7	0	1	207	0	581
8	4	127	75	14	0	0	220	0	621
9	4	87	86	4	0	1	182	0	648
10	9	104	74	14	2	0	203	1	704
11	5	131	68	9	0	1	214	0	824
12	3	70	88	18	0	0	179	0	632
13	8	58	97	10	1	0	174	0	643
14	2	67	60	18	0	2	149	0	652
15	6	45	80	16	0	0	147	0	571
16	6	69	50	9	0	0	134	1	624
17	6	155	84	19	3	0	267	0	812
18	0	94	55	8	0	1	158	0	569
19	1	81	70	16	1	1	170	0	569
20	1	67	44	11	0	1	124	0	527
21	4	72	99	7	0	0	182	0	645
22	3	61	81	15	0	1	161	0	605
23	2	61	64	12	0	0	139	0	661
24	5	55	66	12	0	1	139	0	593
25	4	42	62	12	0	1	121	0	556
26	1	69	73	15	0	0	158	0	649
27	2	61	85	18	1	0	167	0	536
28	2	93	97	19	0	1	212	0	675
29	5	73	89	12	0	2	181	0	646
30 *1	10	77	78	9	0	0	174	0	600
31	6	57	81	13	0	0	157	0	598
32	6	72	77	3	0	0	158	0	573
33	2	30	70	13	0	0	115	0	606

	Justin Greenwood CP	Tony Harris LIB	Sheila Malcolmson NDP	Michele Ney GP	Robin Mark Richardson VIBC	Bill Walker LBN	Total valid votes	Rejected ballots	Registered voters
34	2	70	77	10	0	0	159	0	587
35	3	72	53	8	1	0	137	0	653
36	2	97	133	13	0	0	245	0	636
37	6	70	72	7	1	0	156	1	535
38	2	66	78	7	0	0	153	0	587
39 *2	3	61	83	20	3	0	170	2	453
40	3	74	115	14	0	0	206	1	633
41	2	64	90	14	3	0	173	0	590
42	3	27	49	22	1	2	104	0	799
43	2	36	76	9	0	0	123	0	579
44	8	80	108	12	2	1	211	0	703
45	2	27	54	11	1	0	95	0	478
46	2	61	73	11	2	0	149	0	931
47	5	28	71	12	1	2	119	0	698
48	1	65	105	8	0	0	179	0	575
49	1	37	85	7	2	0	132	2	610
50	5	49	82	16	0	0	152	0	595
51	3	46	78	10	1	0	138	0	653
52	3	77	110	11	0	0	201	0	577
53	1	41	69	13	0	2	126	0	610
54	4	26	62	9	1	0	102	0	666
55	1	26	83	12	1	0	123	0	567
56	8	40	78	16	0	0	142	1	747
57	7	63	70	11	3	0	154	0	642
58	2	47	100	10	0	0	159	1	572
59	1	32	51	13	0	1	98	0	552
60	3	95	104	12	0	1	215	0	602
61	1	30	140	21	0	0	192	0	337
62	1	70	35	6	0	0	112	0	545
63	0	28	54	7	0	1	90	0	593
64	1	20	63	10	2	1	97	0	602
65	1	20	81	11	0	0	113	0	669
66 *3	1	39	74	22	1	2	139	1	714
67	3	34	85	7	1	1	131	0	600
68	3	41	90	23	1	1	159	0	589
69	5	39	72	6	0	0	122	0	570
70	2	68	63	10	3	3	149	0	551
71	11	96	88	21	0	0	216	1	750
72	5	116	112	14	0	0	247	1	896
73	3	103	131	17	2	2	258	0	728
74S *5	-	-	-	-	-	-	-	-	4
75S *4	3	49	34	10	1	1	98	0	152
76S *5	4	27	16	12	0	1	60	1	137
77S	4	14	24	8	1	0	51	0	113
78S *1	-	-	-	-	-	-	-	-	4



	Justin Greenwood CP	Tony Harris LIB	Sheila Malcolmson NDP	Michele Ney GP	Robin Mark Richardson VIBC	Bill Walker LBN	Total valid votes	Rejected ballots	Registered voters
79S *2	-	-	-	-	-	-	-	-	40
80S *6	2	25	58	12	1	0	98	0	36
81S *6	-	-	-	-	-	-	-	-	150
82S *4	-	-	-	-	-	-	-	-	51
83S *3	-	-	-	-	-	-	-	-	37
84S *6	-	-	-	-	-	-	-	-	62
Sub totals	442	8,665	10,538	1,579	100	66	21,390	26	46,210
s. 98 Special	10	95	203	18	4	2	332	1	
s. 99 Absentee - in ED	27	557	823	136	7	7	1,557	5	
s. 100 Absentee - out of ED	0	0	0	0	0	0	0	0	
s. 101 Absentee - advance	0	0	0	0	0	0	0	0	
s. 104 Voting in DEO office	8	293	496	44	0	1	842	1	
s. 106 Voting by mail	4	81	54	6	1	0	146	0	
Grand totals	491	9,691	12,114	1,783	112	76	24,267	33	
% of valid votes	2.02%	39.93%	49.92%	7.35%	0.46%	0.32%			

**Summary**

Valid votes - General and advance	21,390	88.14%	Total valid votes						
s. 98 Special	332	1.37%	Total valid votes						
s. 99 Absentee - in ED	1,557	6.42%	Total valid votes						
s. 100 Absentee - out of ED	0	0.00%	Total valid votes						
s. 101 Absentee - advance	0	0.00%	Total valid votes						
s. 104 Voting in DEO office	842	3.47%	Total valid votes						
s. 106 Voting by mail	146	0.60%	Total valid votes						
<b>Total valid votes</b>	<b>24,267</b>								
Rejected ballots	33	0.14%	Ballots cast						
Registered voters who voted	24,300	52.59%	Registered voters						
<b>Registered voters</b>	<b>46,210</b>								

**Candidate elected: Sheila Malcolmson (NDP)**

\*1 Voting areas 30 and 78S combined

\*2 Voting areas 39 and 79S combined

\*3 Voting areas 66 and 83S combined

\*4 Voting areas 75S and 82S combined

\*5 Voting areas 74S and 76S combined

\*6 Voting areas 80S, 81S and 84S combined

For a map of Nanaimo, visit <http://elections.bc.ca/2017edMapNAN>

# CAMPAIGN FINANCING

## Introduction

Under the *Election Act*, candidates, political parties and constituency associations involved in the by-election must file election financing reports within 90 days after General Voting Day.

Individuals and organizations that sponsor election advertising must register with Elections BC. Third party advertising sponsors who sponsor election advertising with a value of \$500 or more must file election advertising disclosure reports within 90 days after General Voting Day.

Summaries of the election financing reports and election advertising disclosure reports received by Elections BC are shown in this section. These summaries reflect the financing reports as filed and do not include subsequent amendments. After filing, Elections BC staff review the reports for accuracy, completeness and compliance with the *Election Act*. The filed reports and any subsequent amendments are available for viewing on the Elections BC website.

The financial filing deadline was 4:30 p.m. on April 30, 2019. All reports were submitted by the filing deadline.

### Election expenses limits

The election expenses limit for candidates and registered political parties during the campaign period was \$59,216.78. The expenses limit for third party advertising sponsors was \$3,062.94.

Registered constituency associations are prohibited from incurring election expenses except on behalf of a candidate, and any such expenses are considered to be election expenses of the

candidate. Therefore, constituency associations do not have an election expenses limit.

### Election expenses reimbursement

Candidates and registered political parties qualify for reimbursement of up to 50% of eligible election expenses related to the by-election if the candidate or party received at least 10% of the total number of valid votes. The election financing summaries in this report include estimated reimbursement amounts.

### Registered political parties

The election financing information in this report includes both the total inflows and total outflows for each registered political party that endorsed a candidate. Total inflows and total outflows may not be equal. This commonly occurs because the reporting periods are different for inflows and outflows.

Total inflows include income and loans received. Except for other income, total inflows are reported from January 1, 2019 to the close of voting on General Voting Day. Other income is miscellaneous income related to the election only. Total inflows are categorized as follows:

**Political contributions:** amount of money or the value of any property or services provided without compensation by way of donation, advance, deposit, discount or otherwise.

**Transfers received:** non-reciprocal receipts of money, goods or services from a registered constituency association, candidate or leadership contestant.

**Fundraising income:** the portion of income from fundraising functions that is not reported as political contributions.

**Other income:** income related to the election from miscellaneous sources.

**Loans received:** the original amount of loans received for election expenses. Some or all of the loan may have been repaid.

Total outflows are related to the election only and are categorized as follows:

**Election expenses subject to the expenses limits:** the value of property or services used during the campaign period, by or on behalf of a registered political party, registered constituency association, or a candidate to promote or oppose a registered political party or a candidate (e.g. advertising and campaign office expenses). The campaign period is the time between when an election is called (January 2, 2019) and the close of general voting (January 30, 2019). The *Election Act* limits the amount of election expenses a registered political party or candidate can incur during this period.

**Election expenses not subject to the expenses limits:** election expenses specifically excluded from the election expenses limits (e.g. audit fees). This type of expense is described in section 203 of the *Election Act*.

**Other expenses:** the value of goods and services used outside the campaign period but in relation to the election.

**Transfers given:** non-reciprocal provisions of money, goods or services to a registered constituency association, a candidate or a leadership contestant.

### Registered constituency associations

Registered constituency associations are prohibited from incurring election expenses, except on behalf of a candidate. All election expenses incurred on behalf of a candidate must be included in the candidate's election expenses. Therefore, constituency associations do not report any expenses in their election financing reports.

The only outflows reported are transfers given between January 1, 2019 and General Voting Day. Total inflows include income and loans received. Income is from January 1, 2019 to the close of voting on General Voting Day.

**Political contributions:** amount of money or the value of any property or services provided without compensation by way of donation, advance, deposit, discount or otherwise.

**Transfers received:** non-reciprocal receipts of money, goods or services from a registered political party or a candidate.

**Fundraising income:** the portion of income from fundraising functions that is not reported as political contributions.

**Loans received:** the original amount of loans received for election expenses. Some or all of the loan may have been repaid.

The only outflows reported by registered constituency associations in election financing reports are:

**Transfers given:** non-reciprocal provisions of money, goods or services to a registered political party or a candidate.

### Candidates

The election financing information for candidates in this report includes both the total inflows and outflows. Total inflows and total outflows may not be equal. This commonly occurs when items owned by a candidate prior to a campaign period are used, and therefore reported as election expenses but not as inflows.

**Political contributions:** amount of money or the value of any property or services provided without compensation by way of donation, advance, deposit, discount or otherwise.

**Transfers received:** non-reciprocal receipts of money, goods or services from a registered political party or a registered constituency association.

**Fundraising income:** the portion of income from fundraising functions that is not reported as political contributions.

**Other income:** income related to the election from miscellaneous sources.

**Loans received:** the original amount of loans received for election expenses. Some or all of the loan may have been repaid.

Total outflows are categorized as follows:

**Election expenses subject to the expenses limits:** the value of property or services used during the campaign period, by or on behalf of a registered political party, registered constituency association, or a candidate to promote or oppose a registered political party or a candidate (e.g. advertising and campaign office expenses). The campaign period is the time between when an election is called (January 2, 2019) and the close of general voting (January 30, 2019). The *Election Act* limits the amount of election expenses a registered political party or candidate can incur.

**Election expenses not subject to the expenses limits:** election expenses specifically excluded from the election expenses limits (e.g. nomination deposits and audit fees). This type of expense is described in section 203 of the *Election Act*.

**Other expenses:** the value of goods and services used outside the campaign period but in relation to the election.

**Transfers given:** non-reciprocal provisions of money, goods or services to a registered political party or a registered constituency association.

### Third party advertising sponsors

The following definitions are relevant to third party advertising sponsors:

**Election advertising:** the transmission, by any means, of an advertising message to the public that:

- is transmitted during the campaign period, and
- promotes or opposes, directly or indirectly, a registered political party or the election of a candidate. This includes taking a position on an issue with which a candidate or registered political party is associated.

Election advertising does not include documents sent directly by a person or group to their members, employees or shareholders, or the transmission by an individual, on a non-commercial basis on the Internet, or by telephone or text messaging, of their personal political views.

All third party advertising sponsors must be registered. Under section 244 of the *Election Act*, a third party advertising sponsor is not required to file a disclosure report if, during the campaign period, the sponsored advertising did not have a total value of \$500 or more.

The summaries of disclosure reports for third party advertising sponsors who sponsored election advertising with a total value of \$500 or more are included in this report.

## Financing report summaries

The following pages provide election financing summaries for political parties, constituency associations, candidates and third party advertising sponsors who sponsored advertising with a total value of \$500 or more. These are summaries of the financing reports as they were filed with Elections BC. Any amendments are published in the Financial Reports and Political Contributions system (FRPC) on Elections BC's website, available at [elections.bc.ca/frpc](http://elections.bc.ca/frpc).

# Candidates

Candidate	Greenwood, Justin CP	Harris, Tony LIB	Malcolmson, Sheila NDP	Ney, Michele GP	Richardson, Robin Mark VIBC	Walker, Bill LBN
	\$	\$	\$	\$	\$	\$
<b>Inflows</b>						
Political contributions	1,375	-	-	7,408	4,059	-
Transfers received	950	100,759	94,289	40,649	600	-
Fundraising income	-	-	-	-	-	-
Other income	-	250	-	-	-	-
Loans received	-	-	-	-	-	-
<b>Total inflows</b>	<b>2,325</b>	<b>101,009</b>	<b>94,289</b>	<b>48,058</b>	<b>4,659</b>	<b>-</b>
<b>Outflows</b>						
Election expenses subject to the expenses limit	1,432	57,675	50,459	41,039	2,896	-
Election expenses not subject to the expenses limit	787	250	11,442	3,400	-	246
Other expenses	27	42,834	31,679	391	-	-
Transfers given	78	250	-	-	-	-
<b>Total outflows</b>	<b>2,325</b>	<b>101,009</b>	<b>93,580</b>	<b>44,830</b>	<b>2,896</b>	<b>246</b>
<b>Estimated election expense reimbursement</b>	<b>-</b>	<b>28,838</b>	<b>29,608</b>	<b>-</b>	<b>-</b>	<b>-</b>

## Registered political parties

Registered political party	BC Green Party GP	BC Liberal Party LIB	BC NDP NDP
	\$	\$	\$
<b>Inflows</b>			
Political contributions	33,202	208,453	286,958
Transfers received	-	-	
Fundraising income	632	476	3,550
Other income	374,781	830	8,752
Loans received	-	-	-
<b>Total inflows</b>	<b>408,615</b>	<b>209,759</b>	<b>299,259</b>
<b>Outflows</b>			
Election expenses subject to the expenses limit	2,343	13,184	45,617
Election expenses not subject to the expenses limit	95,189	28,030	18,860
Other expenses	79	-	46,163
Transfers given	40,649	32,708	74,289
<b>Total outflows</b>	<b>138,261</b>	<b>73,921</b>	<b>184,928</b>
<b>Estimated election expense reimbursement</b>	<b>-</b>	<b>20,399</b>	<b>29,608</b>

Registered political party	Conservative CP	Libertarian LBN	The Vancouver Island Party VIBC
	\$	\$	\$
<b>Inflows</b>			
Political contributions	4,464	470	1,924
Transfers received	78	-	-
Fundraising income	-	-	-
Other income	202	-	-
Loans received	-	-	-
<b>Total inflows</b>	<b>4,744</b>	<b>470</b>	<b>1,924</b>
<b>Outflows</b>			
Election expenses subject to the expenses limit	865	624	130
Election expenses not subject to the expenses limit	-	-	-
Other expenses	1,295	-	-
Transfers given	950	-	600
<b>Total outflows</b>	<b>3,110</b>	<b>624</b>	<b>730</b>
<b>Estimated election expense reimbursement</b>	<b>-</b>	<b>-</b>	<b>-</b>

# Registered constituency associations

---

Political party affiliation	NDP
	\$
<b>Inflows</b>	
Political contributions	-
Transfers received	
Fundraising income	-
Loans received	-
<b>Total inflows</b>	-
<b>Transfers given</b>	-



## Third party advertising sponsors

Third party advertising sponsor	Coalition of Child Care Advocates of BC	Dogwood Initiative	Leadnow Society	Unite Here Local 40
	\$	\$	\$	\$
<b>Inflows</b>				
<b>Contributions</b>				
Contributions of \$250 or less	-	3,627	10,029	-
Contributions greater than \$250	-	-	800	-
Total anonymous contributions	-	-	-	-
<b>Total contributions</b>	<b>-</b>	<b>3,627</b>	<b>10,829</b>	<b>-</b>
<b>Amount of sponsor's own assets used</b>	1,050	-	-	1,066
<b>Total inflows</b>	<b>1,050</b>	<b>3,627</b>	<b>10,829</b>	<b>1,066</b>
<b>Total value of election advertising sponsored</b>	<b>1,050</b>	<b>1,690</b>	<b>961</b>	<b>1,066</b>

# ELECTIONS BC EXPENSES

The following expenses were incurred by Elections BC in administering the 2019 Nanaimo By-election:

Table 7: Elections BC expenses

Central office expenses	Combined totals for fiscal years 2018/2019 & 2019/2020
Salaries	\$28,321
Professional services	8,575
Travel	9,093
Information systems	100,817
General office expenses	19,977
Voter notice postage/printing	50,436
Ballot printing	14,639
Advertising and publications	47,258
<b>Total</b>	<b>\$279,116</b>

District electoral office expenses	Combined totals for fiscal years 2018/2019 & 2019/2020
District electoral officer salary and benefits	\$25,908
Deputy district electoral officer salary and benefits	20,891
Election official fees	135,267
Support staff salaries	44,625
Travel	83
General office expenses	5,044
Voting place rental	14,100
Office rental	42,000
<b>Total</b>	<b>\$287,918</b>

<b>Total election expenses</b>	<b>\$567,034</b>
Number of registered voters on General Voting Day	46,210
<b>Cost per registered voter</b>	<b>\$12.27</b>

<b>Estimated election expense reimbursements to candidates and political parties<sup>1</sup></b>	<b>\$108,000</b>
--	------------------

1 — Estimate based on claims filed by eligible candidates and parties. Actual cost will not be known until Elections BC has audited the claims and associated receipts.



## **Elections BC**

PO Box 9275 Stn Prov Govt  
Victoria, BC V8W 9J6

Phone: 250-387-5305

Toll-free: 1-800-661-8683

TTY: 1-888-456-5448

Email: [electionsbc@elections.bc.ca](mailto:electionsbc@elections.bc.ca)

[elections.bc.ca](http://elections.bc.ca)



A non-partisan Office of the Legislature