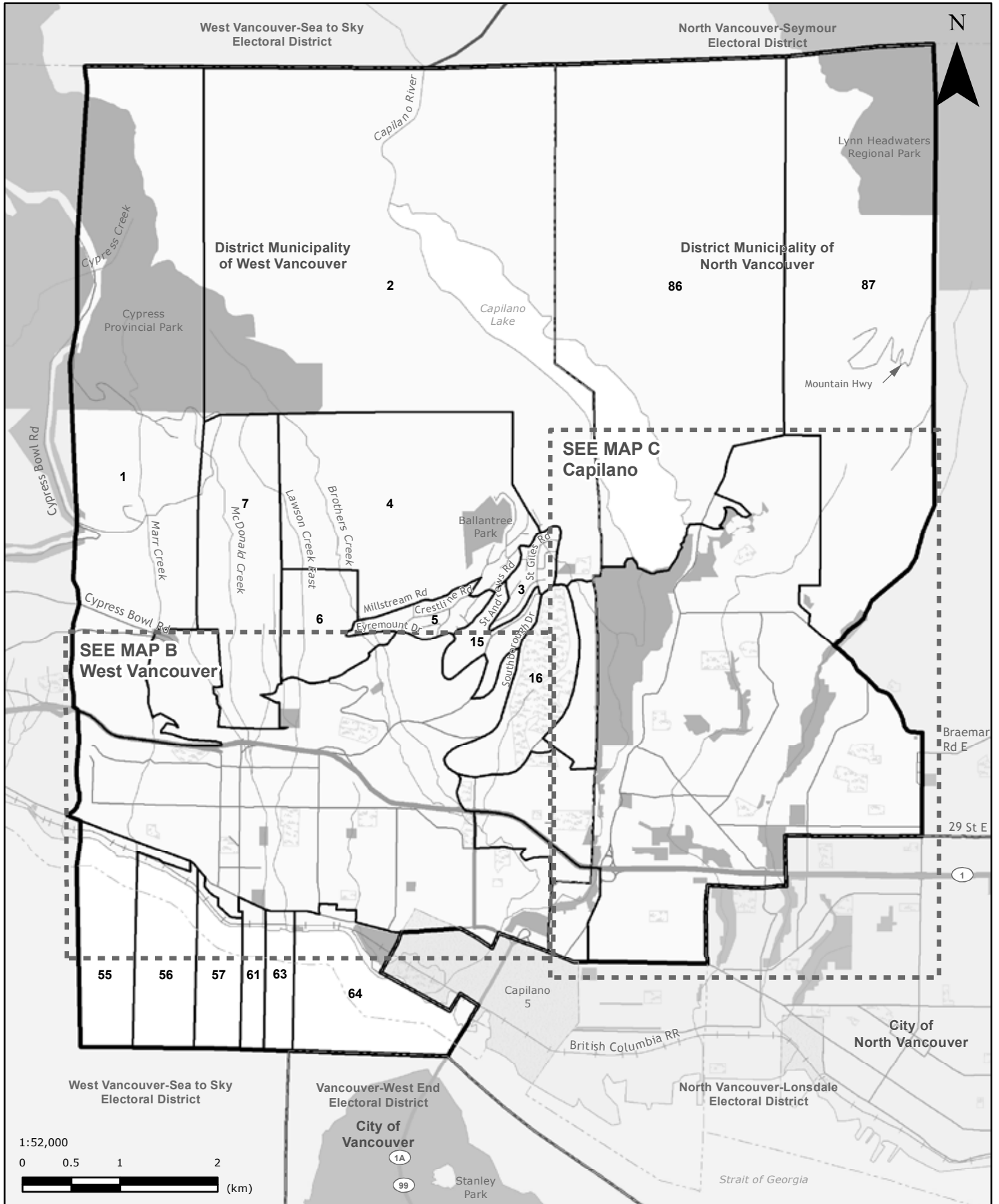
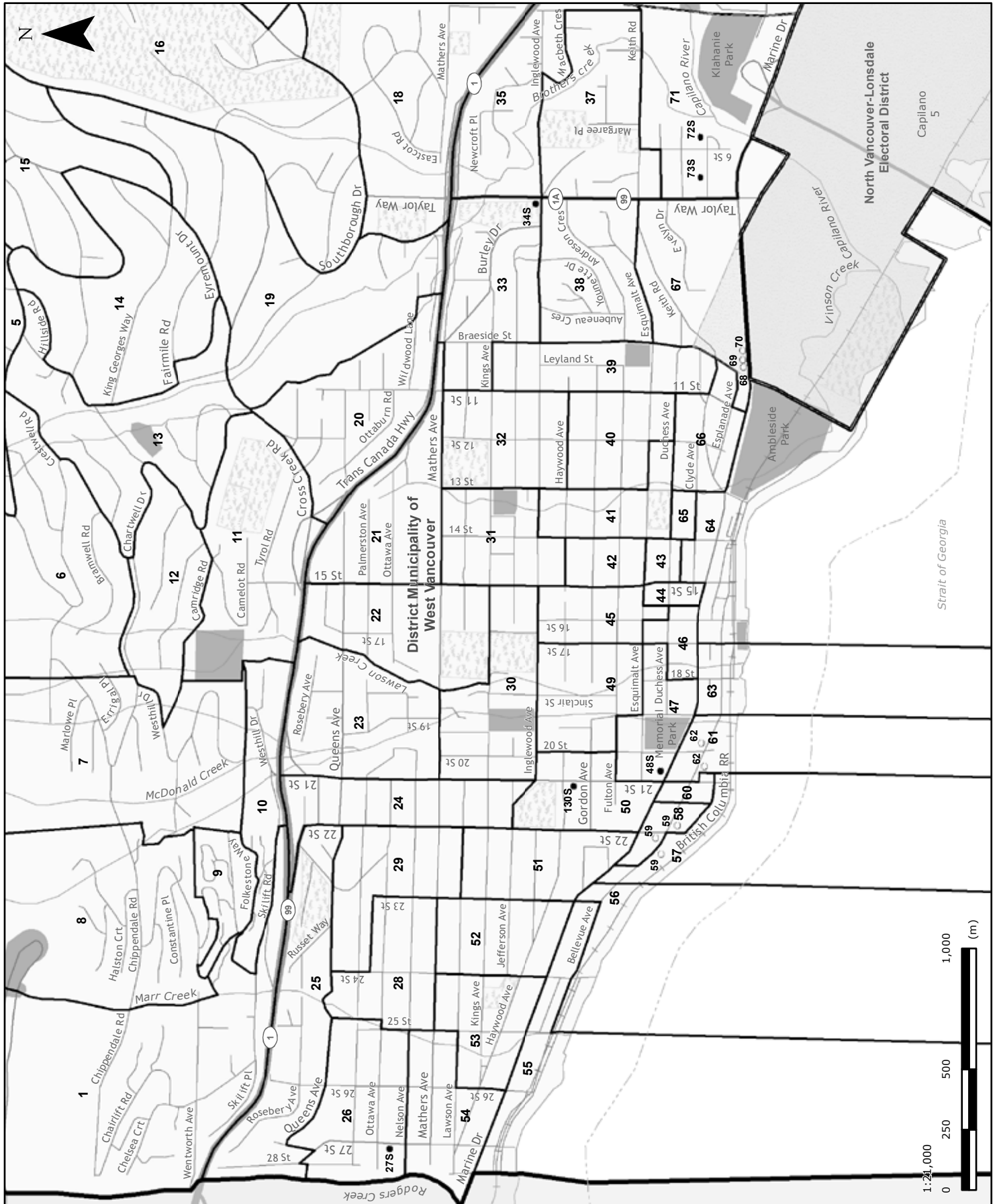


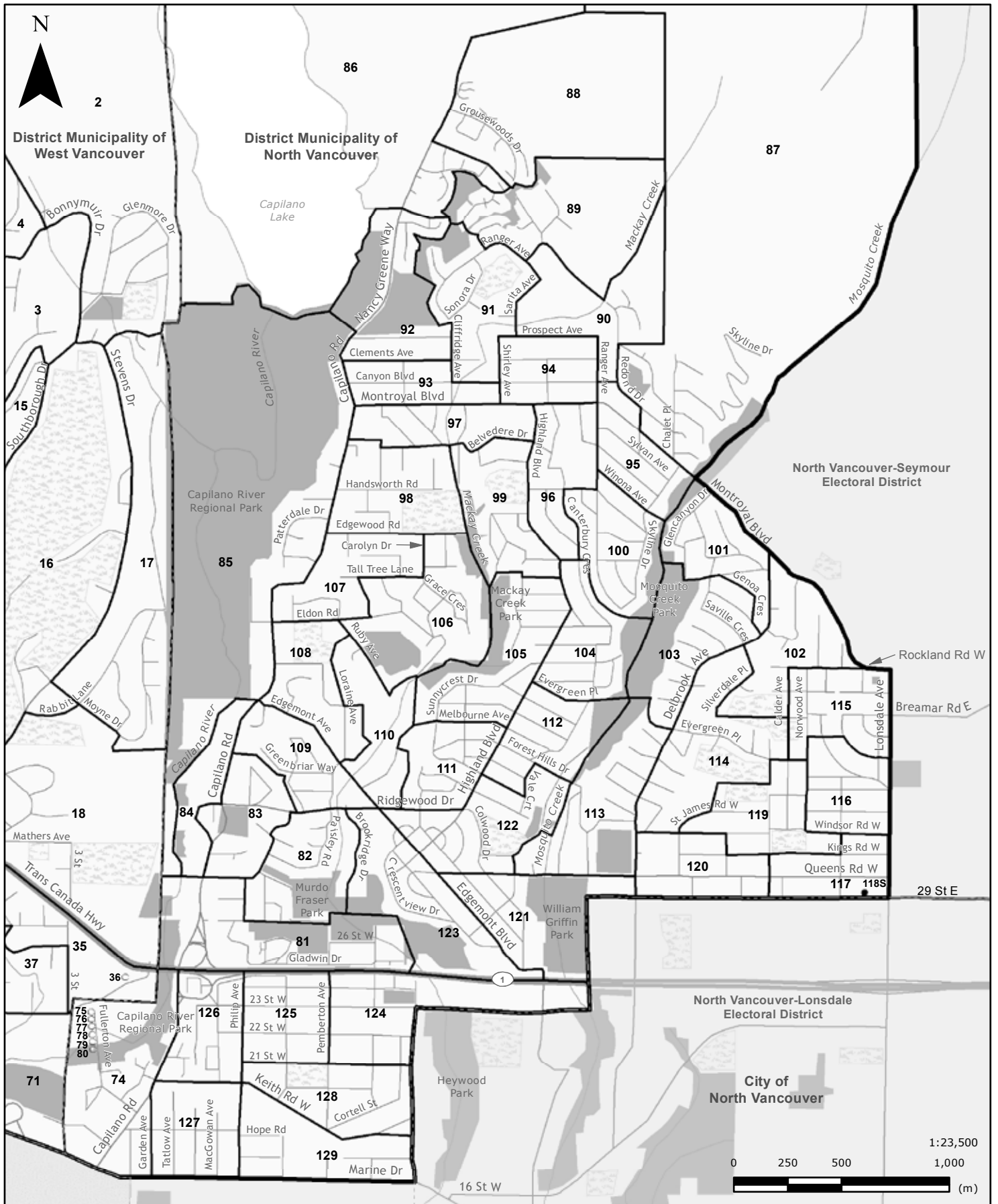
West Vancouver-Capilano (WCA)
MAP A - West Vancouver-Capilano Electoral District

Statement of Votes
 40th Provincial General Election
 May 14, 2013





**West Vancouver-Capilano (WCA)
MAP C - Capilano**



	Tunya Audain	David Jones	Michael Markwick	Terry Platt	Ralph Sultan	Total valid votes	Rejected ballots	Registered voters
	LBN	CP	IND	NDP	LIB			
Advance voting								
Delbrook Comm Centre-North Building	17	79	64	473	1,208	1,841	10	
St. David's United Church	11	61	25	173	882	1,152	7	
West Vancouver Senior Activity Centre	31	141	89	434	1,599	2,294	6	
General voting								
Voting area								
1	1	3	1	7	76	88	0	323
2	2	6	12	30	92	142	0	356
3	2	8	5	20	79	114	2	342
4	3	5	2	12	64	86	0	310
5	1	7	1	13	60	82	1	271
6	3	5	5	8	57	78	0	313
7	0	4	3	7	36	50	0	309
8	3	6	2	5	80	96	0	328
9	2	3	5	11	69	90	2	317
10	0	6	0	10	35	51	0	286
11	3	6	4	10	75	98	0	290
12	1	5	4	8	65	83	0	303
13	1	3	2	6	84	96	0	257
14	0	4	4	8	45	61	1	306
15	2	3	8	10	80	103	1	306
16	0	4	2	11	90	107	0	287
17	1	7	8	29	122	167	2	373
18	0	9	4	22	133	168	1	353
19	3	2	4	20	66	95	1	275
20	0	3	8	13	72	96	0	346
21	0	3	6	30	104	143	0	317
22	2	7	2	21	88	120	1	264
23	5	1	4	16	83	109	0	329
24	2	9	7	15	72	105	0	286
25	2	1	8	20	109	140	0	352
26	0	9	5	23	123	160	0	335
27S	0	7	1	6	12	26	2	81
28	2	8	12	37	98	157	1	329
29	2	6	1	12	87	108	0	290
30	1	8	7	37	107	160	0	306
31	1	7	8	35	88	139	0	321
32	3	9	9	28	96	145	0	302
33	1	9	5	35	121	171	1	363
34S	3	13	6	5	24	51	1	137
35	4	2	3	12	82	103	0	277
36	0	3	3	25	42	73	0	203
37	6	9	2	16	93	126	0	277
38	0	5	4	28	83	120	1	311
39	1	6	12	37	103	159	4	334
40	4	4	5	26	86	125	0	302

West Vancouver-Capilano (WCA)
Voting results by voting area

Statement of Votes
 40th Provincial General Election
 May 14, 2013

Voting area (continued)	Tunya Audain	David Jones	Michael Markwick	Terry Platt	Ralph Sultan	Total valid votes	Rejected ballots	Registered voters
	LBN	CP	IND	NDP	LIB			
41	3	8	11	18	107	147	1	286
42	1	4	6	31	53	95	0	330
43	1	8	7	19	61	96	0	315
44	4	4	6	14	21	49	0	238
45	2	2	3	23	55	85	0	289
46	2	7	9	32	67	117	0	273
47	0	5	5	23	42	75	0	318
48S	0	5	2	7	34	48	1	89
49	1	2	15	22	78	118	0	372
50	1	1	9	6	20	37	0	184
51	1	4	11	24	108	148	0	330
52	2	7	15	30	127	181	1	326
53	0	14	9	37	90	150	0	322
54	1	7	10	21	116	155	2	325
55	2	6	0	16	109	133	0	322
56	2	2	5	12	77	98	0	296
57	4	12	4	15	74	109	2	324
58	3	4	10	21	55	93	3	307
59	1	2	4	14	42	63	0	240
60	1	4	4	17	39	65	0	247
61	2	4	4	13	43	66	0	298
62	0	2	0	8	27	37	0	267
63	0	6	2	19	48	75	1	277
64	1	5	5	10	41	62	0	225
65	1	7	6	33	89	136	0	304
66	4	5	13	26	96	144	0	325
67	2	1	7	13	80	103	0	382
68 *1	-	-	-	-	-	-	-	171
69 *1	0	4	3	25	30	62	0	171
70	3	3	1	9	20	36	0	213
71	0	0	1	20	51	72	0	308
72S	2	3	3	9	15	32	1	108
73S	2	7	1	6	36	52	0	87
74	2	7	4	48	64	125	3	327
75	3	7	9	33	72	124	0	251
76	1	4	3	17	28	53	1	169
77	4	11	5	49	47	116	0	269
78	3	7	6	33	34	83	5	269
79	2	4	6	27	41	80	2	257
80	2	4	4	28	29	67	0	207
81	1	3	10	29	64	107	1	304
82	0	3	5	37	87	132	0	290
83	0	7	1	50	83	141	1	320
84	1	4	2	18	97	122	0	306
85	2	11	7	37	104	161	0	349
86	1	9	2	29	73	114	2	305
87	1	9	7	32	116	165	1	362
88	0	4	7	31	102	144	1	306
89	1	3	1	16	116	137	0	292
90	4	10	6	21	93	134	0	303

	Tunya Audain	David Jones	Michael Markwick	Terry Platt	Ralph Sultan	Total valid votes	Rejected ballots	Registered voters
Voting area (continued)	LBN	CP	IND	NDP	LIB			
91	2	3	3	38	133	179	1	338
92	2	5	4	33	94	138	2	313
93	1	2	5	45	93	146	1	348
94	6	1	11	48	103	169	0	310
95	2	10	6	37	90	145	1	306
96	6	10	7	43	142	208	0	341
97	3	5	8	36	105	157	3	310
98	2	6	8	23	125	164	1	312
99	2	5	7	36	149	199	0	336
100	2	6	7	35	164	214	1	359
101	2	5	3	28	85	123	2	332
102	2	8	6	41	81	138	0	349
103	3	6	4	32	85	130	1	389
104	1	4	1	34	97	137	1	313
105	2	6	8	40	97	153	1	355
106	2	3	10	46	143	204	0	362
107	1	9	7	35	90	142	0	340
108	5	10	9	23	158	205	0	356
109	2	6	6	27	118	159	0	303
110	2	6	11	49	126	194	0	337
111	1	9	6	41	102	159	0	301
112	2	9	8	37	136	192	0	353
113	2	5	2	48	117	174	0	372
114	3	10	8	46	100	167	0	358
115	2	8	6	44	93	153	1	360
116	3	7	6	41	82	139	0	369
117	2	5	6	44	56	113	0	399
118S	3	8	1	16	31	59	0	80
119	1	8	9	45	81	144	1	389
120	0	7	10	39	57	113	0	370
121	1	4	13	41	83	142	0	335
122	0	10	8	54	108	180	0	337
123	3	7	3	45	111	169	3	336
124	0	8	9	58	141	216	1	395
125	1	12	10	63	111	197	2	359
126	3	10	9	60	99	181	0	364
127	3	10	5	53	71	142	1	446
128	0	7	15	79	125	226	1	366
129	0	15	6	65	107	193	3	460
130S	0	6	1	6	15	28	1	66
Sub totals	283	1,049	920	4,586	14,175	21,013	103	39,246
s. 98 Special	0	6	3	31	65	105	9	
s. 99 Absentee - in ED	19	39	53	255	608	974	5	
s. 100 Absentee - out of ED	8	18	18	164	226	434	48	
s. 101 Absentee - advance	2	11	7	43	101	164	6	
s. 104 Voting in DEO office	8	28	16	148	514	714	16	
s. 106 Voting by mail	0	5	1	40	87	133	8	
Grand totals	320	1,156	1,018	5,267	15,776	23,537	195	39,246
% of valid votes	1.36%	4.91%	4.32%	22.38%	67.03%			

West Vancouver-Capilano (WCA)
Voting results by voting area

Summary

Valid votes - General and advance	21,013	89.28%	Total valid votes
s. 98 Special	105	0.44%	Total valid votes
s. 99 Absentee - in ED	974	4.14%	Total valid votes
s. 100 Absentee - out of ED	434	1.84%	Total valid votes
s. 101 Absentee - advance	164	0.70%	Total valid votes
s. 104 Voting in DEO office	714	3.03%	Total valid votes
s. 106 Voting by mail	133	0.57%	Total valid votes

Total valid votes **23,537**

Rejected ballots	195	0.82%	Ballots cast
Registered voters who voted	23,732	60.47%	Registered voters

Registered voters **39,246**

Candidate elected: **Ralph Sultan (LIB)**

*1 Voting areas 68 and 69 combined