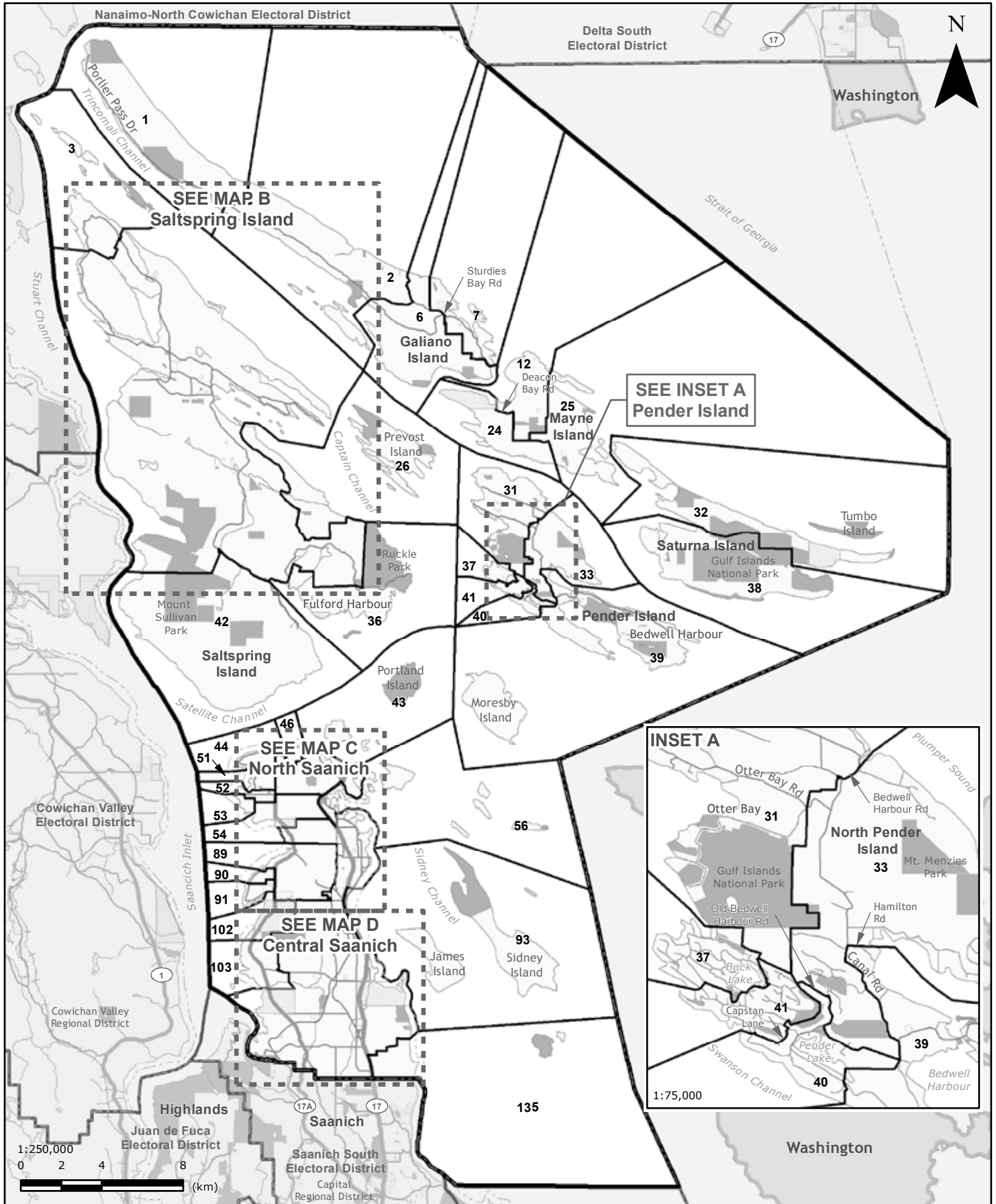
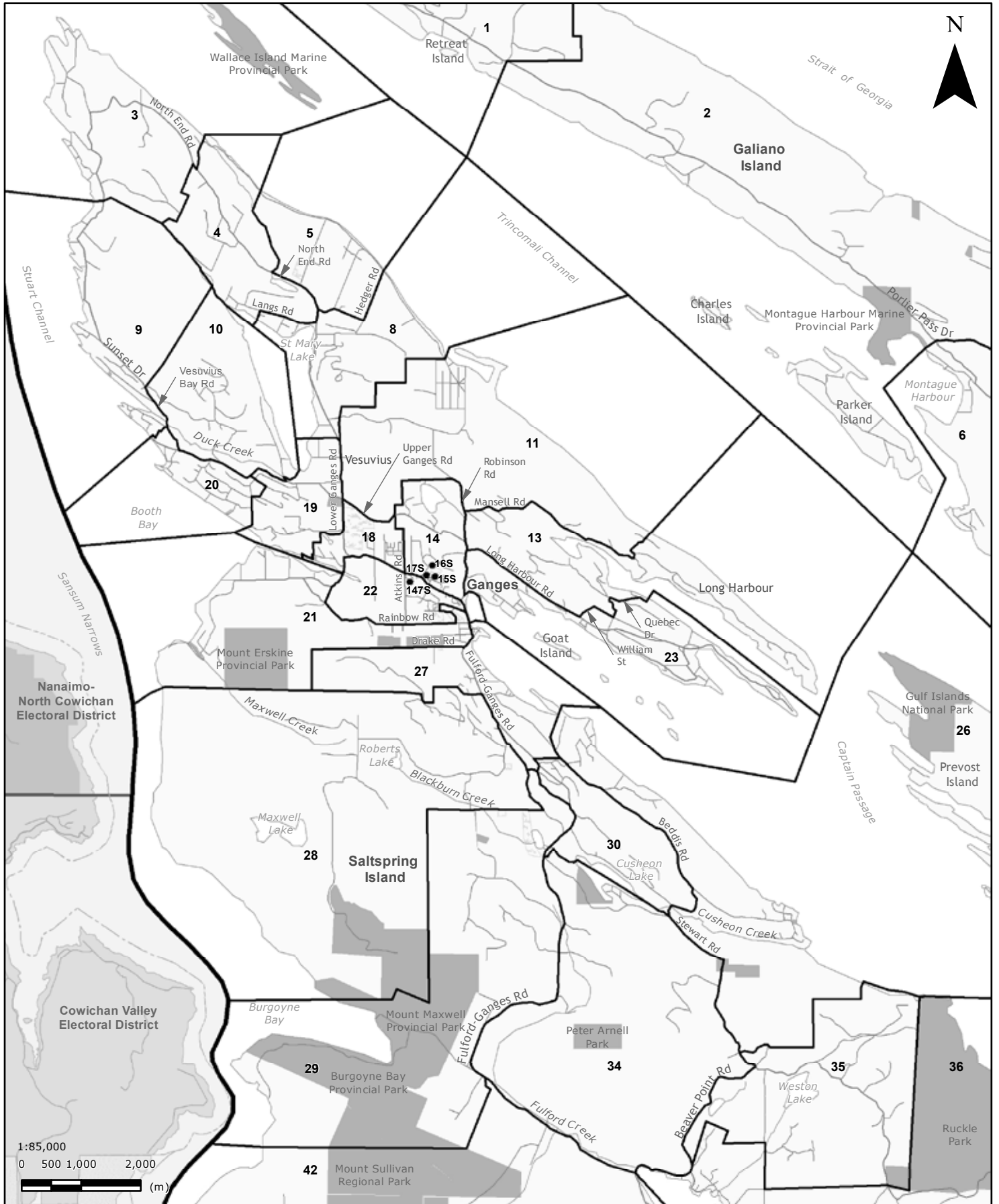
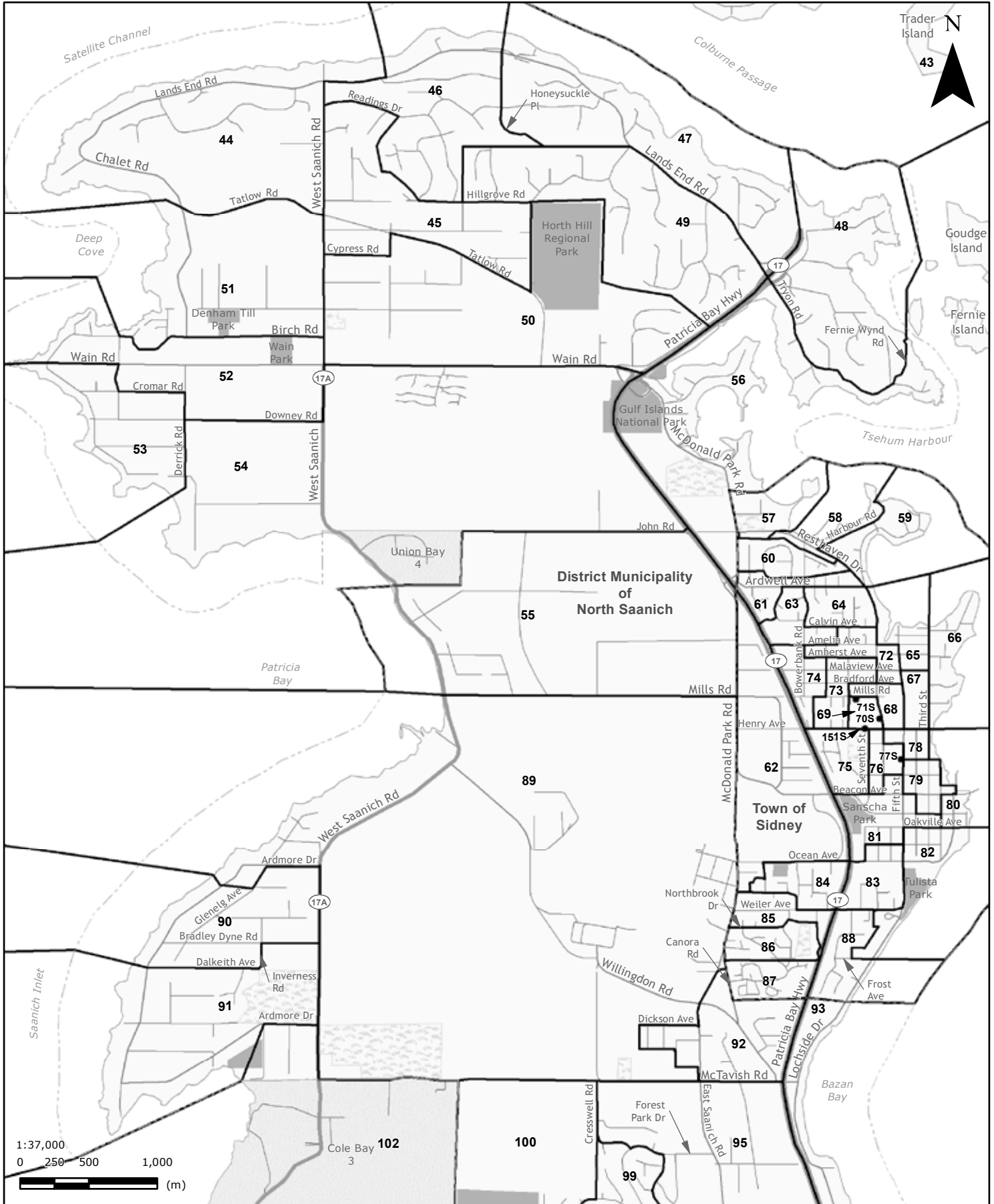


**Saanich North and the Islands (SAN)**  
**MAP A - Saanich North and the Islands Electoral District**

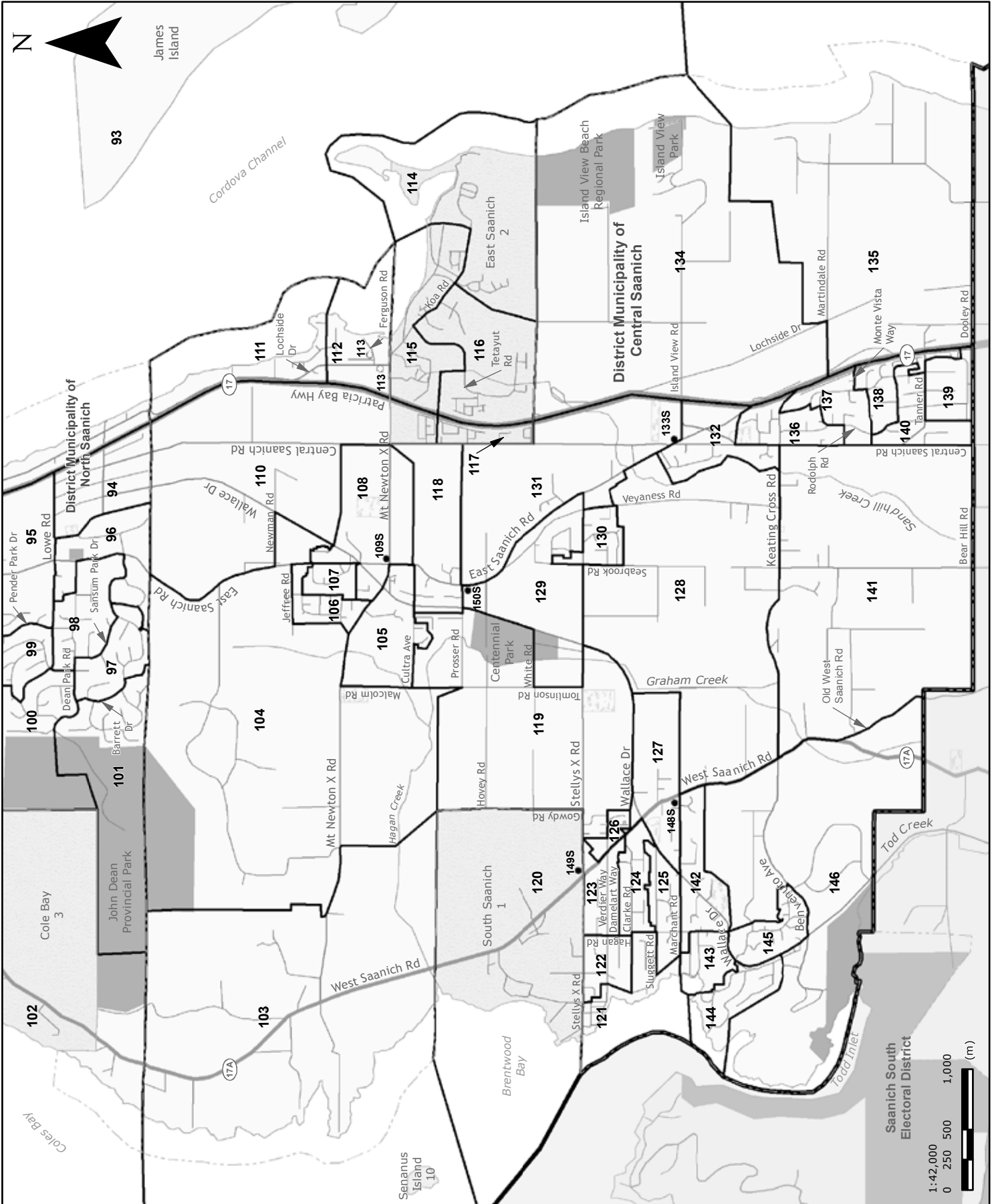


**Saanich North and the Islands (SAN)  
MAP B - Saltspring Island**





**Saanich North and the Islands (SAN)**  
**MAP D - Central Saanich**



**Saanich North and the Islands (SAN)**  
**Voting results by voting area**

	<b>Gary Holman</b>	<b>Scott McEachern</b>	<b>Adam Olsen</b>	<b>Stephen P. Roberts</b>	<b>Total valid votes</b>	<b>Rejected ballots</b>	<b>Registered voters</b>
	<b>NDP</b>	<b>IND</b>	<b>GP</b>	<b>LIB</b>			
<b>Advance voting</b>							
ArtSpring Art Centre	1,135	18	448	514	2,115	4	
Saanich Fairgrounds - Poplar Room	926	59	933	939	2,857	6	
Shoal Centre	1,041	77	954	1,338	3,410	6	
<b>General voting</b>							
<b>Voting area</b>							
1	58	2	24	26	110	1	184
2	45	0	16	15	76	0	111
3	45	2	31	23	101	0	270
4	64	2	33	14	113	0	272
5	66	0	55	38	159	0	308
6	109	3	40	33	185	0	323
7	60	0	55	46	161	0	274
8	75	2	34	40	151	0	374
9	32	0	23	40	95	0	220
10	59	1	36	47	143	0	370
11	54	1	52	24	131	1	398
12	74	3	52	52	181	0	273
13	51	0	27	33	111	0	334
14	57	0	20	30	107	0	352
15S *1	-	-	-	-	-	-	32
16S *1	45	5	15	18	83	3	32
17S *1	-	-	-	-	-	-	48
18	38	3	32	38	111	0	317
19	78	4	54	41	177	0	345
20	65	0	23	41	129	0	340
21	64	1	46	19	130	0	364
22	45	4	30	27	106	0	360
23	41	1	28	36	106	0	375
24	80	3	48	52	183	1	307
25	76	1	41	32	150	0	286
26	39	0	35	16	90	0	308
27	50	4	41	19	114	0	397
28	54	1	52	30	137	0	437
29	42	2	37	15	96	0	339
30	19	0	25	19	63	0	321
31	62	3	83	57	205	0	325
32	29	2	20	18	69	0	128
33	68	2	63	34	167	0	311
34	81	0	38	27	146	0	412
35	118	1	37	23	179	0	364
36	117	0	55	24	196	1	385
37	60	2	63	38	163	0	308
38	41	0	45	23	109	1	177
39	76	2	56	48	182	0	312
40	55	0	61	35	151	1	255

**Saanich North and the Islands (SAN)**  
**Voting results by voting area**

Statement of Votes  
 40<sup>th</sup> Provincial General Election  
 May 14, 2013

Voting area (continued)	Gary Holman	Scott McEachern	Adam Olsen	Stephen P. Roberts	Total valid votes	Rejected ballots	Registered voters
	NDP	IND	GP	LIB			
41	70	2	55	32	159	0	323
42	99	0	44	24	167	1	387
43	6	0	13	9	28	0	76
44	40	3	55	88	186	1	338
45	56	7	66	73	202	0	363
46	45	2	65	97	209	2	368
47	35	4	59	77	175	1	374
48	26	4	70	71	171	1	344
49	43	6	56	74	179	0	412
50	55	6	64	69	194	0	377
51	37	6	81	82	206	0	358
52	62	0	77	90	229	0	398
53	50	0	84	56	190	0	331
54	44	2	57	82	185	1	362
55	44	3	86	62	195	0	367
56	39	10	48	108	205	0	392
57	52	3	54	62	171	1	414
58	5	0	21	22	48	0	143
59	24	2	56	61	143	0	345
60	37	2	51	37	127	1	353
61	46	5	57	43	151	1	320
62	41	3	38	42	124	0	306
63	32	5	49	34	120	1	344
64	29	5	46	41	121	0	312
65	14	2	29	34	79	0	326
66	41	2	51	54	148	1	329
67	35	2	49	58	144	2	325
68	33	6	45	24	108	0	287
69	17	2	16	34	69	0	221
70S *2	24	5	17	34	80	1	74
71S *2	-	-	-	-	-	-	73
72	40	5	53	44	142	1	317
73	45	5	59	38	147	0	326
74	51	5	40	53	149	0	331
75	49	4	53	36	142	0	368
76	24	2	31	29	86	0	254
77S *2	-	-	-	-	-	-	15
78	32	2	37	47	118	1	328
79	29	1	37	36	103	0	304
80	20	3	25	71	119	0	340
81	24	2	40	42	108	1	270
82	28	3	55	73	159	0	355
83	33	6	50	45	134	2	292
84	60	2	55	34	151	0	327
85	45	2	71	55	173	0	332
86	36	1	65	48	150	0	297
87	52	7	36	53	148	1	308
88	38	10	49	66	163	0	338
89	23	4	53	67	147	0	286
90	47	5	54	70	176	0	326

**Saanich North and the Islands (SAN)**  
**Voting results by voting area**

Voting area (continued)	Gary Holman	Scott McEachern	Adam Olsen	Stephen P. Roberts	Total valid votes	Rejected ballots	Registered voters
	NDP	IND	GP	LIB			
91	38	1	80	72	191	0	331
92	45	6	65	54	170	0	345
93	22	0	19	33	74	0	226
94	50	9	57	74	190	1	349
95	52	4	64	93	213	0	376
96	49	4	58	72	183	0	326
97	45	4	63	76	188	0	356
98	41	0	65	75	181	0	350
99	27	3	45	116	191	0	371
100	31	1	55	100	187	0	361
101	32	11	34	100	177	0	345
102	39	2	50	21	112	0	328
103	20	0	39	63	122	0	342
104	34	5	52	60	151	0	329
105	31	5	54	52	142	0	352
106	34	2	66	27	129	4	333
107	43	2	33	42	120	1	340
108	40	5	63	37	145	0	359
109S	27	2	29	38	96	0	75
110	34	2	32	48	116	0	308
111	20	2	30	50	102	0	220
112	22	3	23	36	84	0	199
113	27	4	22	55	108	1	317
114	42	1	46	54	143	0	353
115	45	2	69	20	136	0	362
116	35	1	77	44	157	1	288
117	44	2	39	41	126	0	309
118	43	3	53	34	133	0	318
119	53	0	68	38	159	1	350
120	48	0	70	1	119	1	422
121	43	1	59	48	151	0	343
122	48	6	80	35	169	0	374
123	53	4	78	42	177	0	408
124	75	6	95	38	214	0	408
125	60	0	108	59	227	1	399
126	29	4	35	34	102	0	322
127	47	2	69	55	173	0	352
128	14	2	40	49	105	1	270
129	43	3	56	52	154	1	406
130	56	2	47	30	135	0	326
131	18	1	29	39	87	0	223
132	61	6	56	68	191	0	344
133S *3	18	3	17	21	59	1	3
134	16	1	21	40	78	0	205
135	43	14	32	63	152	1	295
136	69	5	62	64	200	0	383
137	61	1	61	70	193	1	404
138	58	4	38	73	173	1	386
139	68	4	39	55	166	1	378
140	69	4	55	78	206	0	404

**Saanich North and the Islands (SAN)  
Voting results by voting area**

Statement of Votes  
40<sup>th</sup> Provincial General Election  
May 14, 2013

	Gary Holman	Scott McEachern	Adam Olsen	Stephen P. Roberts	Total valid votes	Rejected ballots	Registered voters
Voting area (continued)	NDP	IND	GP	LIB			
141	25	5	45	38	113	0	335
142	65	4	64	81	214	0	402
143	39	5	47	81	172	0	359
144	51	4	70	50	175	0	340
145	45	5	65	70	185	1	369
146	58	3	58	75	194	2	384
147S *1	-	-	-	-	-	-	43
148S *3	-	-	-	-	-	-	7
149S *3	-	-	-	-	-	-	4
150S *3	-	-	-	-	-	-	123
151S *2	-	-	-	-	-	-	57
<b>Sub totals</b>	<b>9,596</b>	<b>564</b>	<b>9,229</b>	<b>9,597</b>	<b>28,986</b>	<b>67</b>	<b>45,800</b>
s. 98 Special	136	5	106	53	300	0	
s. 99 Absentee - in ED	290	23	364	280	957	3	
s. 100 Absentee - out of ED	136	2	135	99	372	11	
s. 101 Absentee - advance	54	1	33	35	123	0	
s. 104 Voting in DEO office	195	3	187	220	605	7	
s. 106 Voting by mail	108	1	82	68	259	6	
<b>Grand totals</b>	<b>10,515</b>	<b>599</b>	<b>10,136</b>	<b>10,352</b>	<b>31,602</b>	<b>94</b>	<b>45,800</b>
% of valid votes	33.27%	1.90%	32.07%	32.76%			

**Summary**

Valid votes - General and advance	28,986	91.72%	Total valid votes
s. 98 Special	300	0.95%	Total valid votes
s. 99 Absentee - in ED	957	3.03%	Total valid votes
s. 100 Absentee - out of ED	372	1.18%	Total valid votes
s. 101 Absentee - advance	123	0.39%	Total valid votes
s. 104 Voting in DEO office	605	1.91%	Total valid votes
s. 106 Voting by mail	259	0.82%	Total valid votes

**Total valid votes 31,602**

Rejected ballots	94	0.30%	Ballots cast
Registered voters who voted	31,696	69.21%	Registered voters

**Registered voters 45,800**

**Candidate elected: Gary Holman (NDP)**

\*1 Voting areas 15S, 16S, 17S and 147S combined

\*2 Voting areas 70S, 71S, 77S and 151S combined

\*3 Voting areas 133S, 148S, 149S and 150S combined