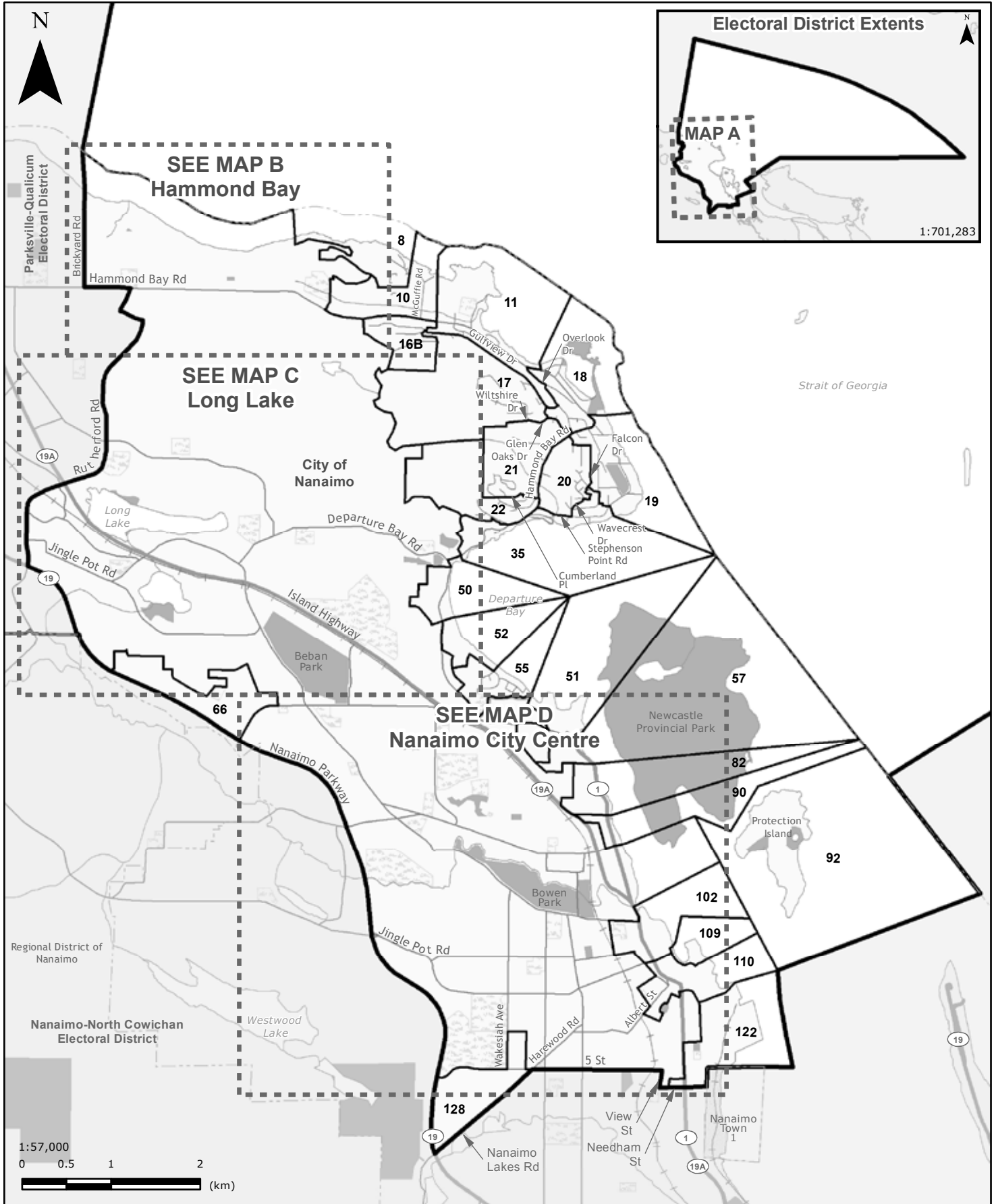
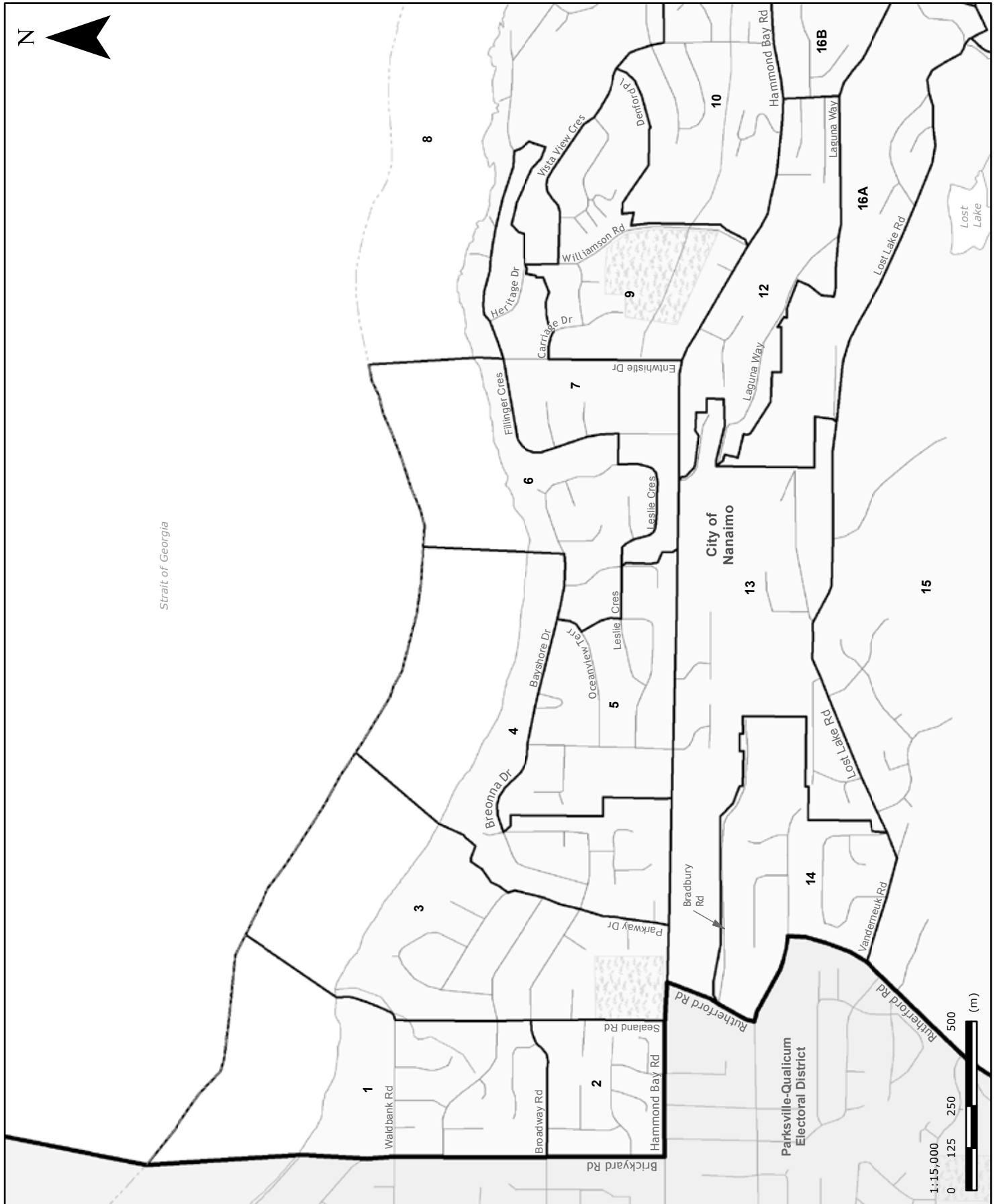


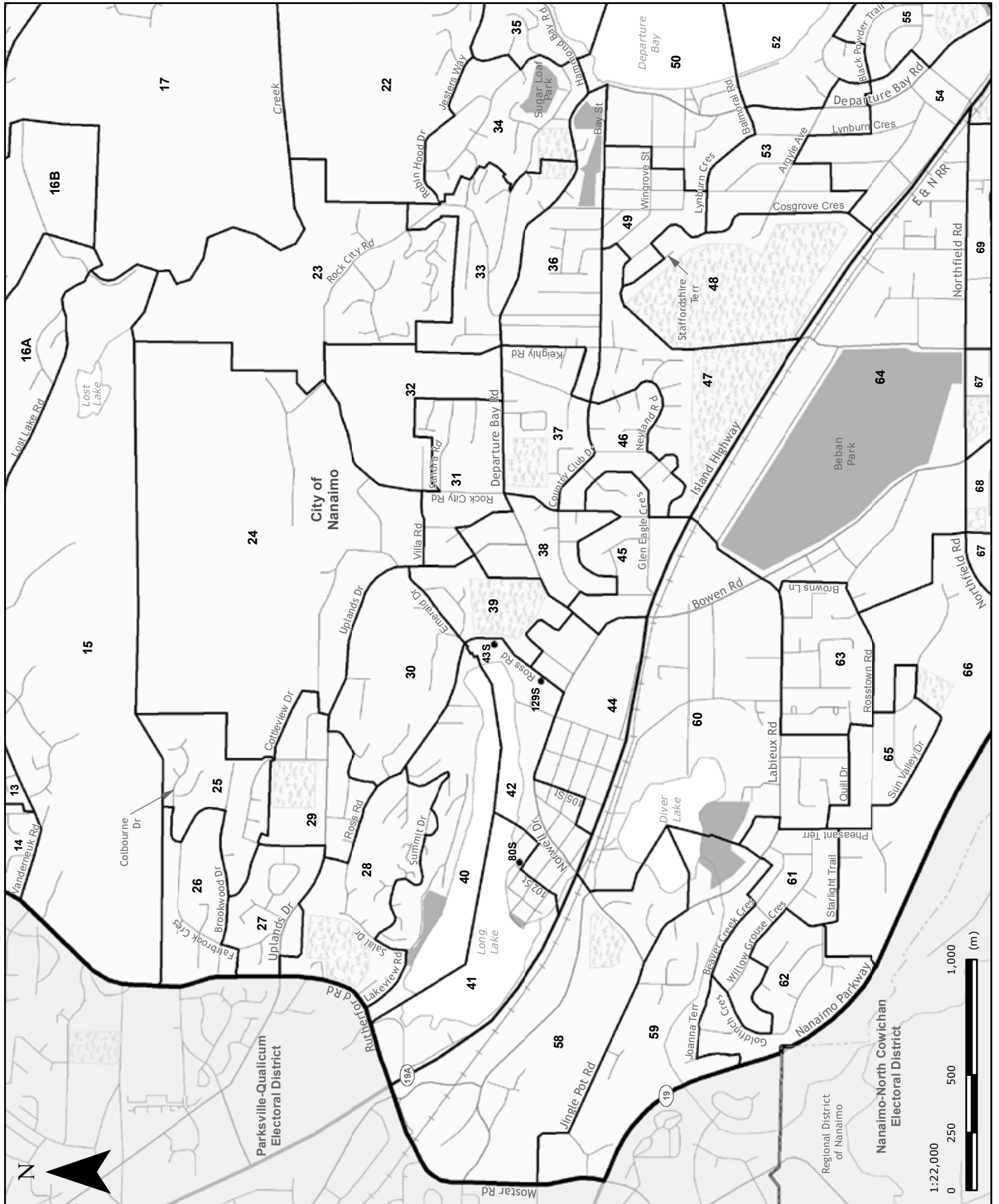
Nanaimo (NAN)
MAP A - Nanaimo Electoral District

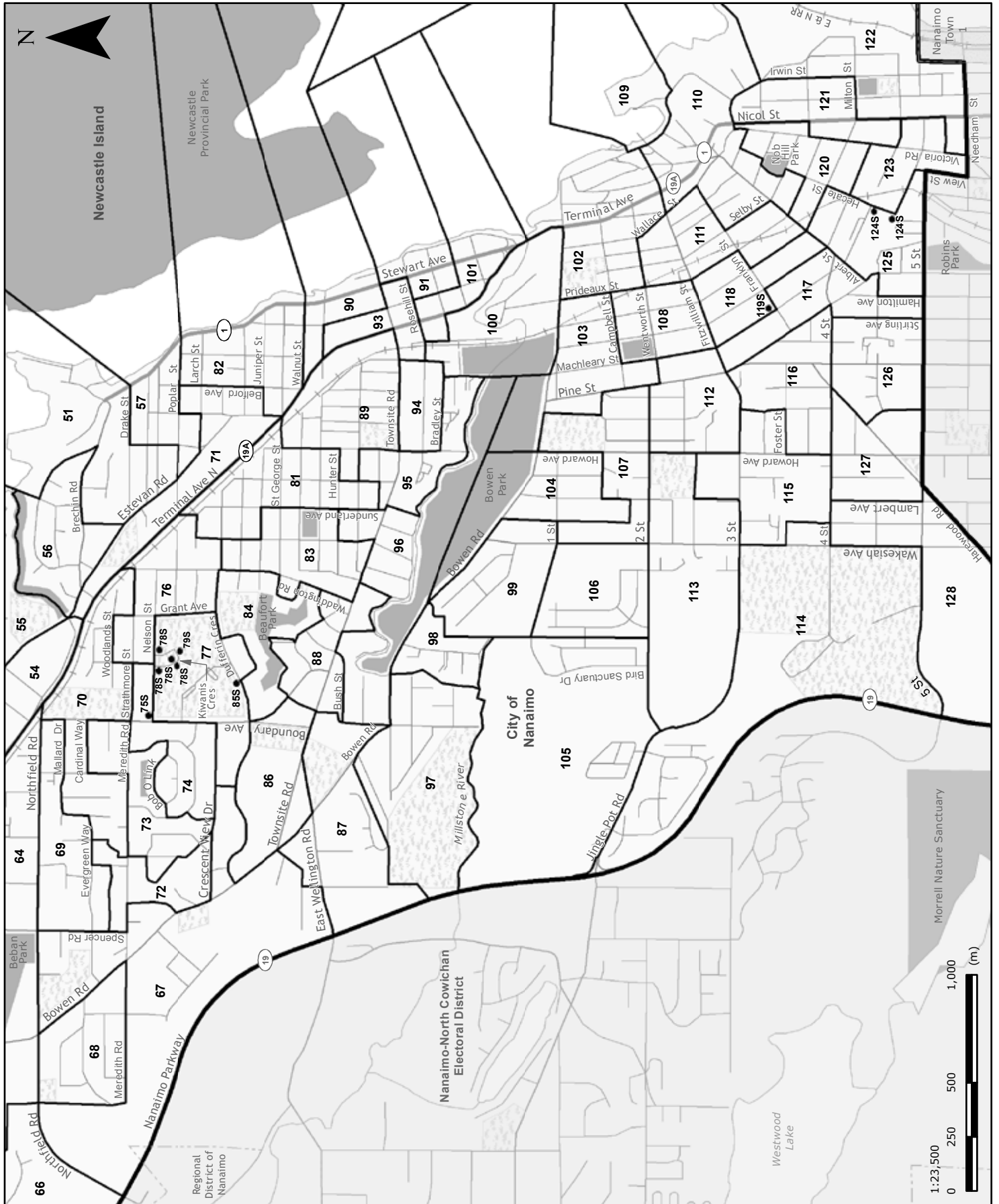




**Nanaimo (NAN)
MAP C - Long Lake**

Statement of Votes
40th Provincial General Election
May 14, 2013





Nanaimo (NAN)
Voting results by voting area

Statement of Votes
 40th Provincial General Election
 May 14, 2013

	Walter Douglas Anderson LIB	Brunie Brunie IND	Bryce Nelson Crigger CP	Ian Elliott Gartshore GP	Leonard Eugene Krog NDP	Total valid votes	Rejected ballots	Registered voters
Advance voting								
Royal Canadian Legion 256	1,474	27	176	299	1,907	3,883	5	
General voting								
Voting area								
1	86	1	14	17	89	207	0	362
2	85	0	13	12	52	162	0	303
3	59	6	11	19	85	180	0	334
4	100	0	15	11	52	178	1	318
5	111	2	13	17	84	227	1	427
6	104	2	6	10	48	170	1	318
7	97	1	13	16	61	188	1	321
8	134	1	11	8	37	191	0	391
9	111	1	12	18	70	212	1	349
10	73	2	15	23	80	193	0	385
11	86	1	16	11	51	165	0	356
12	59	2	9	27	70	167	0	350
13	81	2	12	10	74	179	2	404
14	90	2	11	15	82	200	0	383
15	107	1	12	10	69	199	0	448
16A	59	0	14	9	29	111	1	241
16B	72	2	13	12	54	153	0	378
17	94	4	5	5	35	143	0	301
18	68	0	12	21	52	153	0	319
19	80	0	7	14	62	163	0	348
20	70	5	12	6	79	172	0	355
21	78	3	13	29	81	204	1	402
22	90	3	8	11	50	162	0	338
23	110	2	7	10	63	192	1	373
24	50	0	10	11	55	126	0	345
25	76	1	7	16	90	190	0	387
26	48	0	8	11	67	134	0	291
27	72	4	5	20	65	166	0	329
28	98	2	14	22	92	228	2	444
29	46	1	12	20	74	153	0	326
30	67	1	12	17	74	171	0	373
31	56	0	4	23	74	157	0	303
32	31	4	3	15	46	99	0	364
33	68	2	11	27	68	176	2	351
34	73	3	8	18	61	163	1	370
35	125	2	8	12	69	216	0	380
36	64	0	8	24	94	190	0	384
37	69	0	5	19	74	167	0	317
38	48	3	13	17	62	143	0	318
39	26	0	6	22	54	108	0	311
40	64	1	9	12	42	128	0	308
41	35	0	5	7	35	82	0	166
42	20	2	2	8	30	62	0	165
43S	33	1	17	5	19	75	0	145
44	34	0	7	8	40	89	0	295

Voting area (continued)	Walter Douglas Anderson	Brunie Brunie	Bryce Nelson Crigger	Ian Elliott Gartshore	Leonard Eugene Krog	Total valid votes	Rejected ballots	Registered voters
	LIB	IND	CP	GP	NDP			
45	52	1	11	10	62	136	0	333
46	56	1	6	11	66	140	0	301
47	91	1	8	11	70	181	0	348
48	44	1	10	12	46	113	0	295
49	66	1	3	19	81	170	0	300
50	50	1	8	16	73	148	0	318
51	36	1	7	21	74	139	0	323
52	54	0	18	18	41	131	1	320
53	70	0	5	24	68	167	1	324
54	49	0	8	22	50	129	0	323
55	60	0	8	14	45	127	0	312
56	40	0	7	17	65	129	1	271
57	35	2	5	15	56	113	0	261
58	35	1	7	11	53	107	0	337
59	62	0	4	13	51	130	1	357
60	59	1	2	11	75	148	0	383
61	53	1	3	12	62	131	0	349
62	60	2	6	8	59	135	0	385
63	41	0	18	16	70	145	0	342
64	20	1	7	19	56	103	0	319
65	39	1	6	8	67	121	0	314
66	55	1	13	13	74	156	1	410
67	32	0	6	18	59	115	0	369
68	41	0	3	14	69	127	0	351
69	56	0	10	12	83	161	0	357
70	44	2	16	14	87	163	0	367
71	33	4	6	5	59	107	0	273
72	34	1	4	17	67	123	0	319
73	62	3	7	16	70	158	1	354
74	49	0	6	11	73	139	0	331
75S *1	-	-	-	-	-	-	-	50
76	33	1	10	14	70	128	1	290
77	15	1	7	5	47	75	0	268
78S *1	28	0	3	4	37	72	0	121
79S	10	0	11	1	12	34	0	52
80S	18	0	7	4	25	54	0	80
81	35	0	5	14	79	133	0	405
82	35	5	3	20	62	125	0	291
83	39	1	4	20	65	129	0	373
84	29	3	5	13	50	100	0	324
85S	8	0	4	1	13	26	2	61
86	44	1	6	10	37	98	1	337
87	21	0	3	14	44	82	0	237
88	20	3	3	12	57	95	0	301
89	57	3	13	22	63	158	0	393
90	44	5	7	17	64	137	0	347
91	72	3	6	9	70	160	0	315
92	34	4	1	43	132	214	0	319
93	39	6	2	15	66	128	0	280
94	21	6	2	20	64	113	0	324

Nanaimo (NAN)
Voting results by voting area

Statement of Votes
 40th Provincial General Election
 May 14, 2013

Voting area (continued)	Walter Douglas Anderson	Brunie Brunie	Bryce Nelson Crigger	Ian Elliott Gartshore	Leonard Eugene Krog	Total valid votes	Rejected ballots	Registered voters
	LIB	IND	CP	GP	NDP			
95	21	0	5	12	42	80	0	316
96	29	0	4	21	39	93	0	317
97	38	1	6	11	52	108	0	315
98	15	3	2	8	21	49	0	210
99	27	0	2	14	53	96	0	278
100	26	3	4	14	45	92	2	324
101	48	3	6	15	59	131	2	329
102	61	3	7	22	77	170	1	434
103	22	5	5	23	78	133	0	376
104	26	4	1	9	64	104	0	279
105	69	2	8	25	71	175	1	371
106	53	1	5	14	56	129	0	354
107	21	3	10	19	62	115	0	317
108	22	1	1	14	55	93	0	228
109	78	2	5	13	51	149	0	340
110	19	1	2	10	44	76	0	295
111	34	3	5	27	94	163	1	415
112	28	4	3	22	67	124	0	324
113	31	1	8	14	62	116	0	348
114	46	0	4	14	61	125	0	309
115	33	1	2	21	56	113	0	307
116	16	0	6	19	80	121	1	276
117	19	1	3	24	77	124	0	309
118	27	3	4	18	65	117	0	282
119S *1	-	-	-	-	-	-	-	92
120	24	4	1	21	54	104	0	328
121	15	0	3	12	42	72	0	218
122	10	2	5	13	35	65	0	274
123	9	3	0	19	47	78	0	272
124S *1	-	-	-	-	-	-	-	53
125	13	1	2	14	60	90	0	272
126	20	2	5	12	46	85	1	330
127	17	1	2	20	66	106	0	371
128	5	1	2	19	52	79	1	277
129S	29	0	5	5	28	67	0	115
Sub totals	7,812	225	1,087	2,198	9,550	20,872	40	40,545
s. 98 Special	78	2	21	29	140	270	5	
s. 99 Absentee - in ED	295	20	46	176	474	1,011	14	
s. 100 Absentee - out of ED	110	2	16	54	175	357	33	
s. 101 Absentee - advance	37	2	16	15	93	163	2	
s. 104 Voting in DEO office	187	2	22	49	302	562	7	
s. 106 Voting by mail	49	0	13	11	87	160	2	
Grand totals	8,568	253	1,221	2,532	10,821	23,395	103	40,545
% of valid votes	36.62%	1.09%	5.22%	10.82%	46.25%			

Summary

Valid votes - General and advance	20,872	89.22%	Total valid votes
s. 98 Special	270	1.15%	Total valid votes
s. 99 Absentee - in ED	1,011	4.32%	Total valid votes
s. 100 Absentee - out of ED	357	1.53%	Total valid votes
s. 101 Absentee - advance	163	0.70%	Total valid votes
s. 104 Voting in DEO office	562	2.40%	Total valid votes
s. 106 Voting by mail	160	0.68%	Total valid votes

Total valid votes **23,395**

Rejected ballots	103	0.44%	Ballots cast
Registered voters who voted	23,498	57.96%	Registered voters

Registered voters **40,545**

Candidate elected: **Leonard Eugene Krog (NDP)**

*1 Voting areas 75S, 78S, 119S and 124S combined