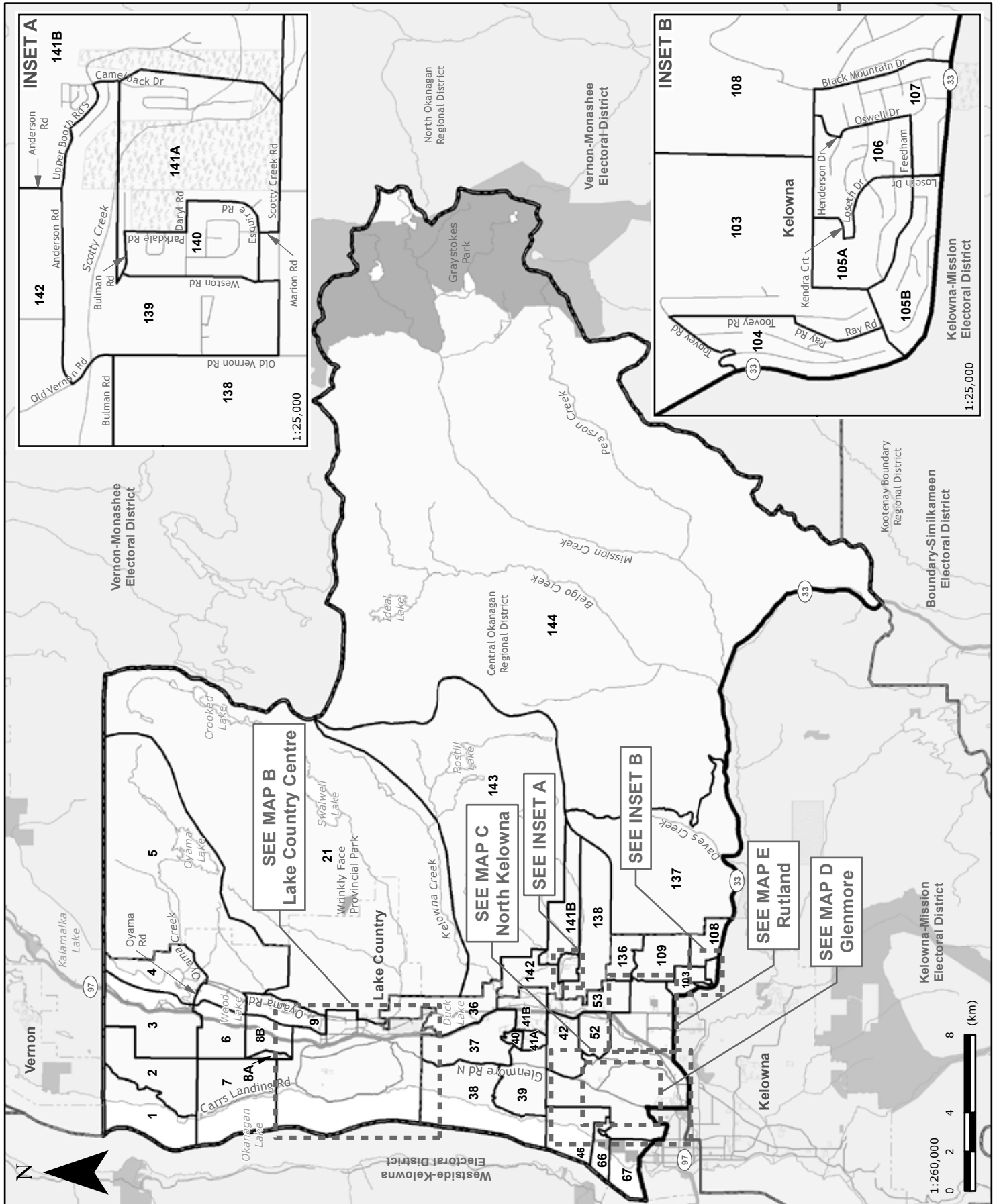
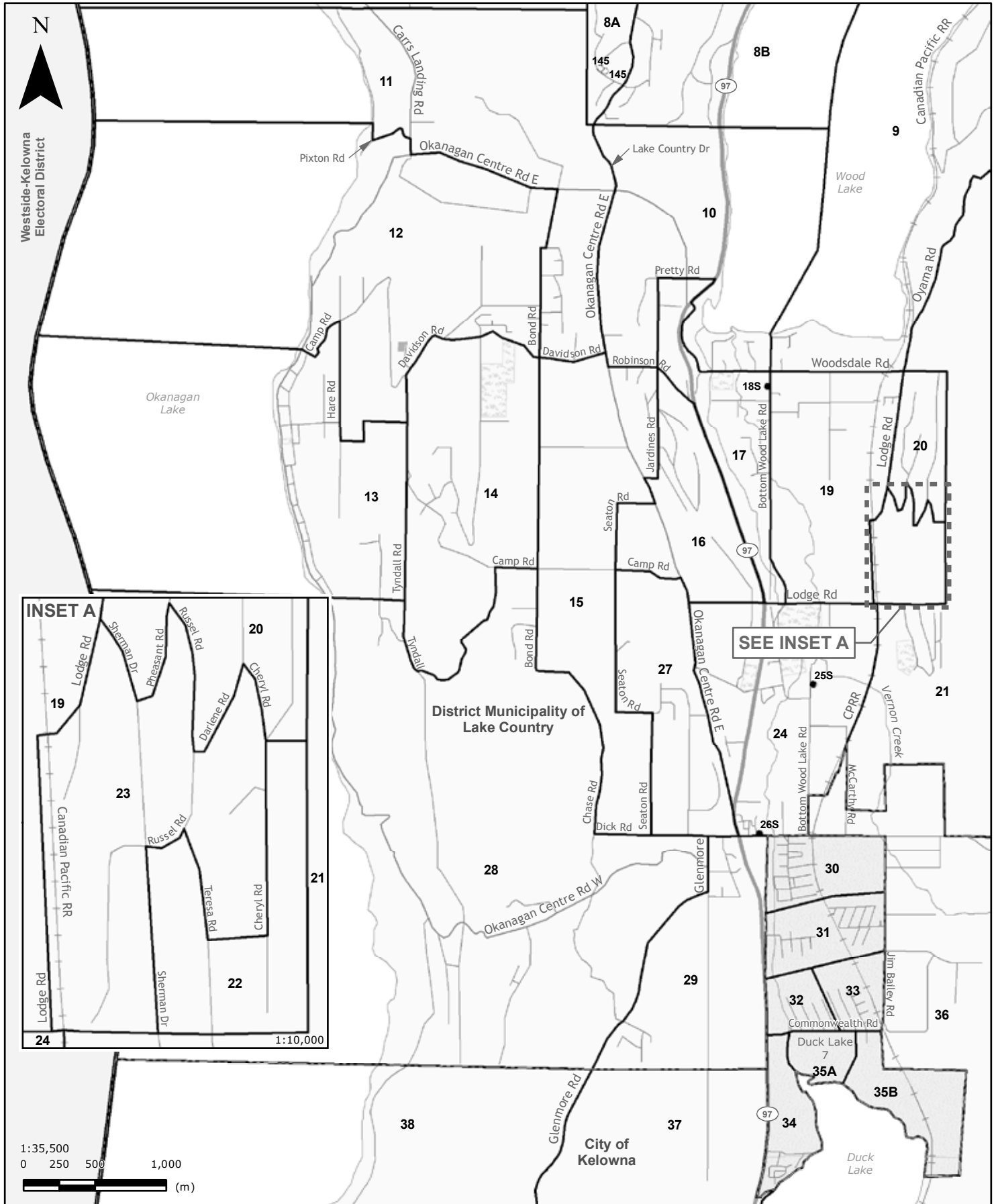


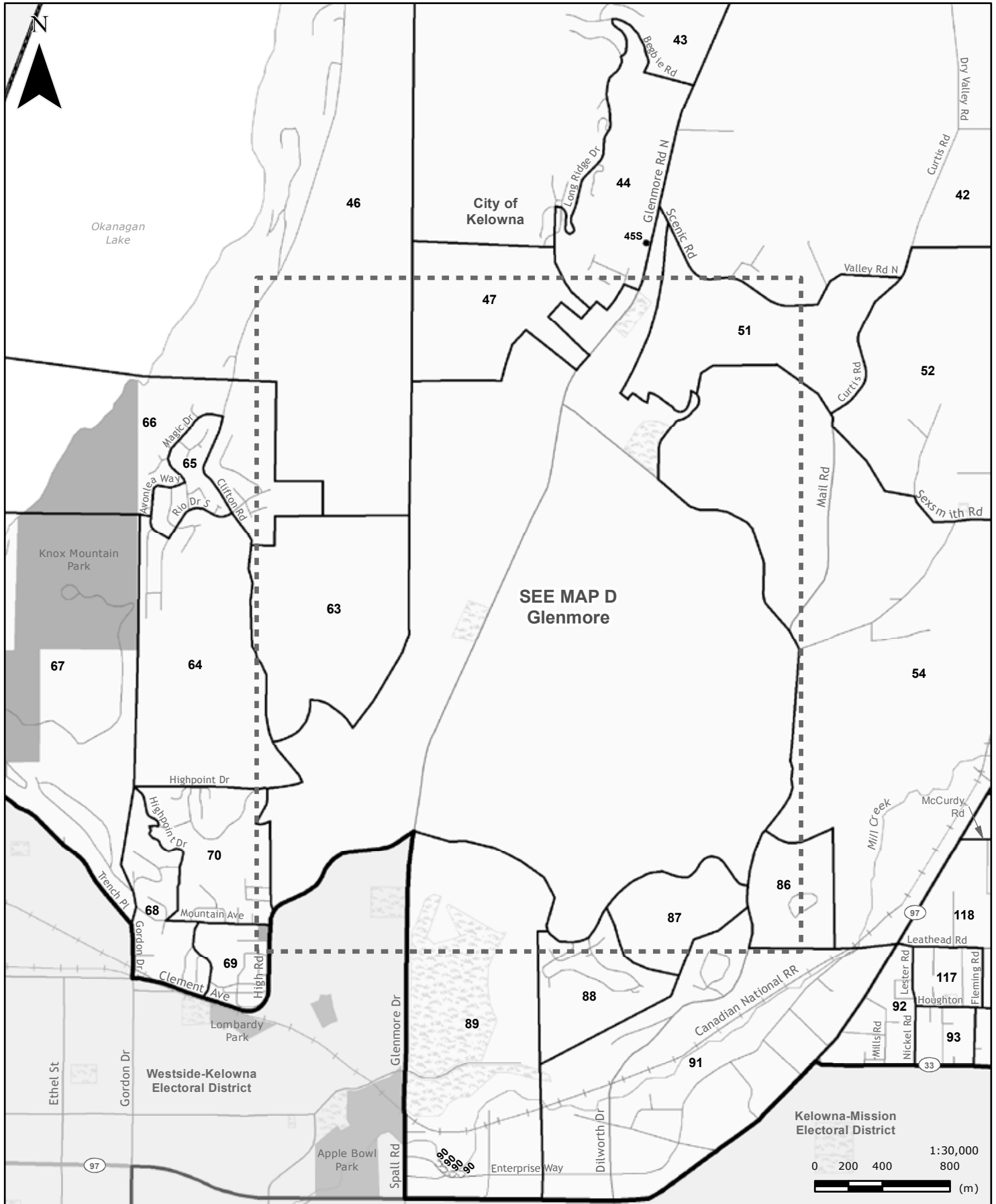
**Kelowna-Lake Country (KLA)
MAP A - Kelowna-Lake Country Electoral District**

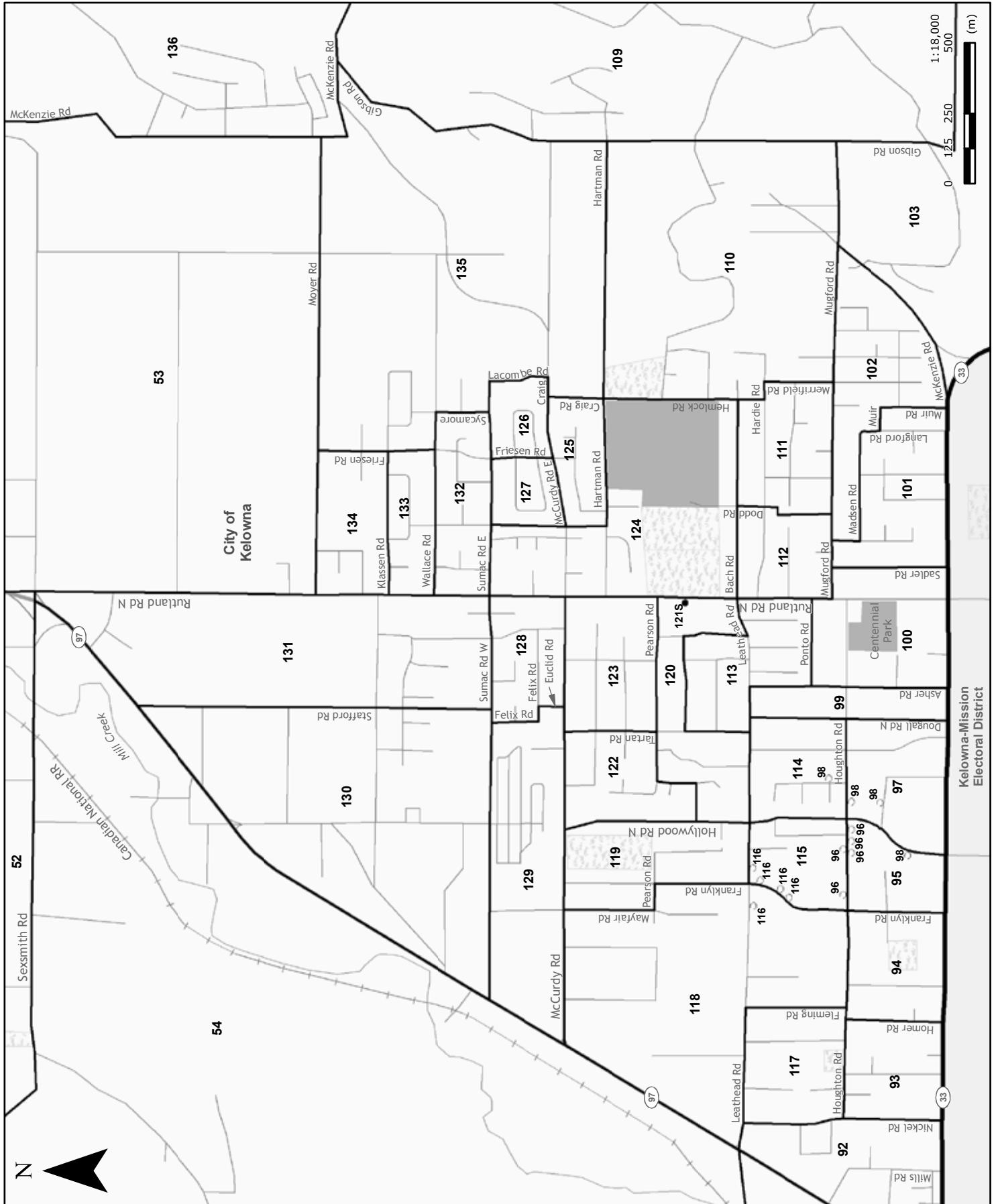




**Kelowna-Lake Country (KLA)
MAP C - North Kelowna**

Statement of Votes
40th Provincial General Election
May 14, 2013





	Gary Adams	Graeme James	Norm Letnick	Mike Nuyens	Total valid votes	Rejected ballots	Registered voters
	GP	CP	LIB	NDP			
Advance voting							
Kelowna International Airport	37	63	442	87	629	2	
Rutland United Church	81	162	849	472	1,564	4	
St. David's Presbyterian Church	17	52	305	118	492	0	
Winfield Memorial Hall	98	152	707	348	1,305	1	
General voting							
Voting area							
1	8	5	69	22	104	0	238
2	7	6	42	10	65	0	184
3	9	17	106	34	166	3	357
4	18	9	84	56	167	0	305
5	21	13	116	44	194	1	418
6	5	12	35	10	62	0	153
7	6	7	62	22	97	0	306
8A	1	14	64	21	100	0	309
8B	7	26	82	20	135	0	367
9	17	17	69	34	137	0	408
10	5	5	64	32	106	0	324
11	5	10	76	28	119	0	336
12	19	7	84	24	134	0	355
13	9	7	81	39	136	0	334
14	18	18	75	38	149	0	380
15	8	12	61	34	115	3	323
16	10	6	90	22	128	0	314
17	14	12	60	30	116	0	347
18S *1	-	-	-	-	-	-	7
19	14	7	42	23	86	0	277
20	10	15	59	38	122	0	388
21	5	10	59	29	103	0	304
22	3	2	36	18	59	0	168
23	9	17	54	40	120	0	333
24	11	12	41	26	90	0	310
25S *1	-	-	-	-	-	-	83
26S *1	6	16	34	22	78	0	24
27	15	11	73	38	137	0	352
28	45	11	93	25	174	0	456
29	10	8	43	34	95	1	351
30	7	8	23	24	62	1	266
31	7	12	38	41	98	0	293
32	3	9	21	12	45	0	189
33	4	20	49	13	86	0	195
34	2	0	13	12	27	0	123
35A	6	9	58	8	81	0	231
35B	5	12	60	31	108	0	324
36	8	21	41	27	97	0	312
37	1	2	34	7	44	0	274
38	10	9	75	15	109	0	328

Kelowna-Lake Country (KLA)
Voting results by voting area

Statement of Votes
 40th Provincial General Election
 May 14, 2013

Voting area (continued)	Gary Adams	Graeme James	Norm Letnick	Mike Nuyens	Total valid votes	Rejected ballots	Registered voters
	GP	CP	LIB	NDP			
39	11	5	36	17	69	0	278
40	2	14	62	15	93	0	354
41A *2	4	9	62	6	81	0	273
41B *2	-	-	-	-	-	-	231
42	4	19	46	13	82	0	256
43	7	21	105	26	159	0	448
44	7	19	101	26	153	0	390
45S *3	-	-	-	-	-	-	26
46	7	15	95	36	153	0	395
47	8	11	54	27	100	0	271
48	10	9	74	42	135	0	361
49	1	10	55	18	84	1	193
50	4	13	58	15	90	0	298
51	11	11	58	40	120	0	333
52	19	19	82	29	149	0	443
53	7	6	51	15	79	0	313
54	10	16	84	27	137	0	350
55	11	13	79	48	151	0	362
56	13	15	73	34	135	0	360
57	10	13	50	31	104	0	294
58	4	3	43	18	68	0	267
59	5	11	40	24	80	1	302
60	10	11	72	26	119	0	291
61	16	17	72	35	140	0	373
62	5	12	90	26	133	1	305
63	5	10	47	21	83	0	270
64	14	17	93	42	166	0	468
65	7	9	72	20	108	0	283
66	17	9	78	19	123	1	341
67	5	9	83	29	126	0	305
68	7	6	72	30	115	0	277
69	8	4	68	16	96	0	321
70	8	10	68	13	99	0	251
71	5	14	64	25	108	0	324
72	2	1	37	16	56	0	210
73	12	18	104	18	152	0	347
74	7	11	87	10	115	0	239
75	2	18	67	23	110	1	323
76	5	30	97	32	164	1	357
77S *3	2	15	62	16	95	1	158
78	12	1	21	17	51	0	243
79	3	18	41	9	71	0	165
80 *4	8	18	90	27	143	0	253
81	4	10	46	14	74	1	326
82	2	12	71	6	91	0	280
83	7	10	89	20	126	1	331
84	8	5	66	22	101	0	313
85	7	13	90	19	129	0	375
86	9	8	104	20	141	0	421
87	4	14	67	8	93	0	289

Voting area (continued)	Gary Adams	Graeme James	Norm Letnick	Mike Nuyens	Total valid votes	Rejected ballots	Registered voters
	GP	CP	LIB	NDP			
88	6	15	92	24	137	0	379
89	10	4	69	21	104	0	357
90	5	20	56	15	96	2	287
91	3	7	91	16	117	0	301
92	10	11	28	28	77	0	447
93	4	8	24	39	75	0	312
94	5	6	15	13	39	0	289
95	3	8	23	19	53	0	259
96	9	14	54	26	103	0	351
97	7	21	39	28	95	0	259
98	4	16	37	33	90	1	284
99	3	5	25	24	57	0	209
100	9	18	55	28	110	0	353
101	10	13	47	26	96	3	347
102	9	20	75	28	132	1	427
103	6	17	73	36	132	0	350
104	10	20	46	16	92	0	290
105A	8	9	47	19	83	1	292
105B	2	4	29	7	42	0	203
106	8	14	51	24	97	0	337
107	8	11	47	26	92	0	290
108	11	16	60	36	123	2	444
109	10	7	84	17	118	0	388
110	7	14	78	32	131	1	373
111	3	17	36	35	91	0	329
112	8	14	43	22	87	0	314
113	3	9	43	23	78	1	266
114	8	6	22	21	57	0	241
115	9	4	24	22	59	0	307
116	5	3	22	23	53	0	283
117	5	11	29	19	64	3	310
118	6	7	32	29	74	1	317
119	5	6	21	18	50	0	218
120	13	17	53	46	129	0	415
121S *3	-	-	-	-	-	-	90
122	3	15	31	28	77	0	277
123	13	11	33	29	86	0	298
124	10	8	61	34	113	1	369
125	8	8	40	26	82	1	288
126	5	3	20	18	46	3	178
127	3	5	22	20	50	0	169
128	6	7	28	24	65	1	206
129	8	10	33	42	93	0	302
130	13	8	55	27	103	1	397
131	4	11	72	17	104	0	345
132	7	9	44	31	91	0	328
133	5	7	34	15	61	0	216
134	7	3	6	16	32	0	166
135	2	11	57	29	99	0	383
136	9	21	104	33	167	1	433

Kelowna-Lake Country (KLA)
Voting results by voting area

Statement of Votes
 40th Provincial General Election
 May 14, 2013

Voting area (continued)	Gary Adams	Graeme James	Norm Letnick	Mike Nuyens	Total valid votes	Rejected ballots	Registered voters
	GP	CP	LIB	NDP			
137	4	8	22	9	43	0	313
138	4	9	54	10	77	0	233
139	11	14	81	23	129	0	336
140	9	15	78	46	148	0	363
141A	4	13	105	32	154	0	304
141B	3	12	71	14	100	0	208
142	4	16	75	26	121	0	320
143	9	17	91	31	148	0	377
144	8	21	60	22	111	0	308
145	8	1	16	14	39	0	171
146 *4	-	-	-	-	-	-	201
147S *3	-	-	-	-	-	-	38
Sub totals	1,356	2,080	10,758	4,569	18,763	49	45,028
s. 98 Special	28	38	114	99	279	16	
s. 99 Absentee - in ED	100	104	491	280	975	4	
s. 100 Absentee - out of ED	81	68	351	183	683	14	
s. 101 Absentee - advance	14	27	162	76	279	3	
s. 104 Voting in DEO office	10	32	245	84	371	2	
s. 106 Voting by mail	2	2	28	15	47	0	
Grand totals	1,591	2,351	12,149	5,306	21,397	88	45,028
% of valid votes	7.43%	10.99%	56.78%	24.80%			

Summary

Valid votes - General and advance	18,763	87.69%	Total valid votes
s. 98 Special	279	1.30%	Total valid votes
s. 99 Absentee - in ED	975	4.57%	Total valid votes
s. 100 Absentee - out of ED	683	3.19%	Total valid votes
s. 101 Absentee - advance	279	1.30%	Total valid votes
s. 104 Voting in DEO office	371	1.73%	Total valid votes
s. 106 Voting by mail	47	0.22%	Total valid votes

Total valid votes 21,397

Rejected ballots	88	0.41%	Ballots cast
Registered voters who voted	21,485	47.71%	Registered voters

Registered voters 45,028

Candidate elected: Norm Letnick (LIB)

*1 Voting areas 18S, 25S and 26S combined

*2 Voting areas 41A and 41B combined

*3 Voting areas 45S, 77S, 121S and 147S combined

*4 Voting areas 80 and 146 combined