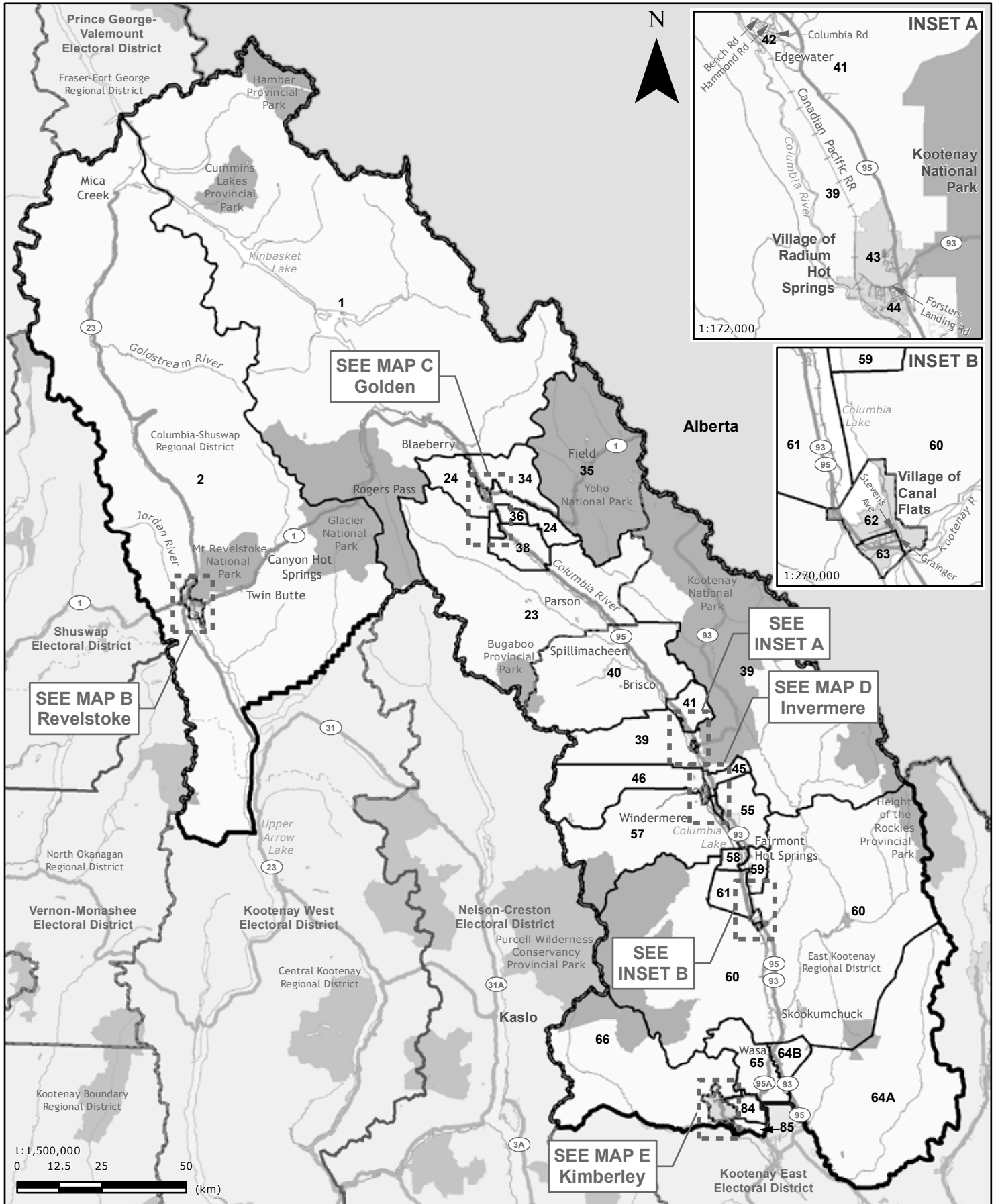
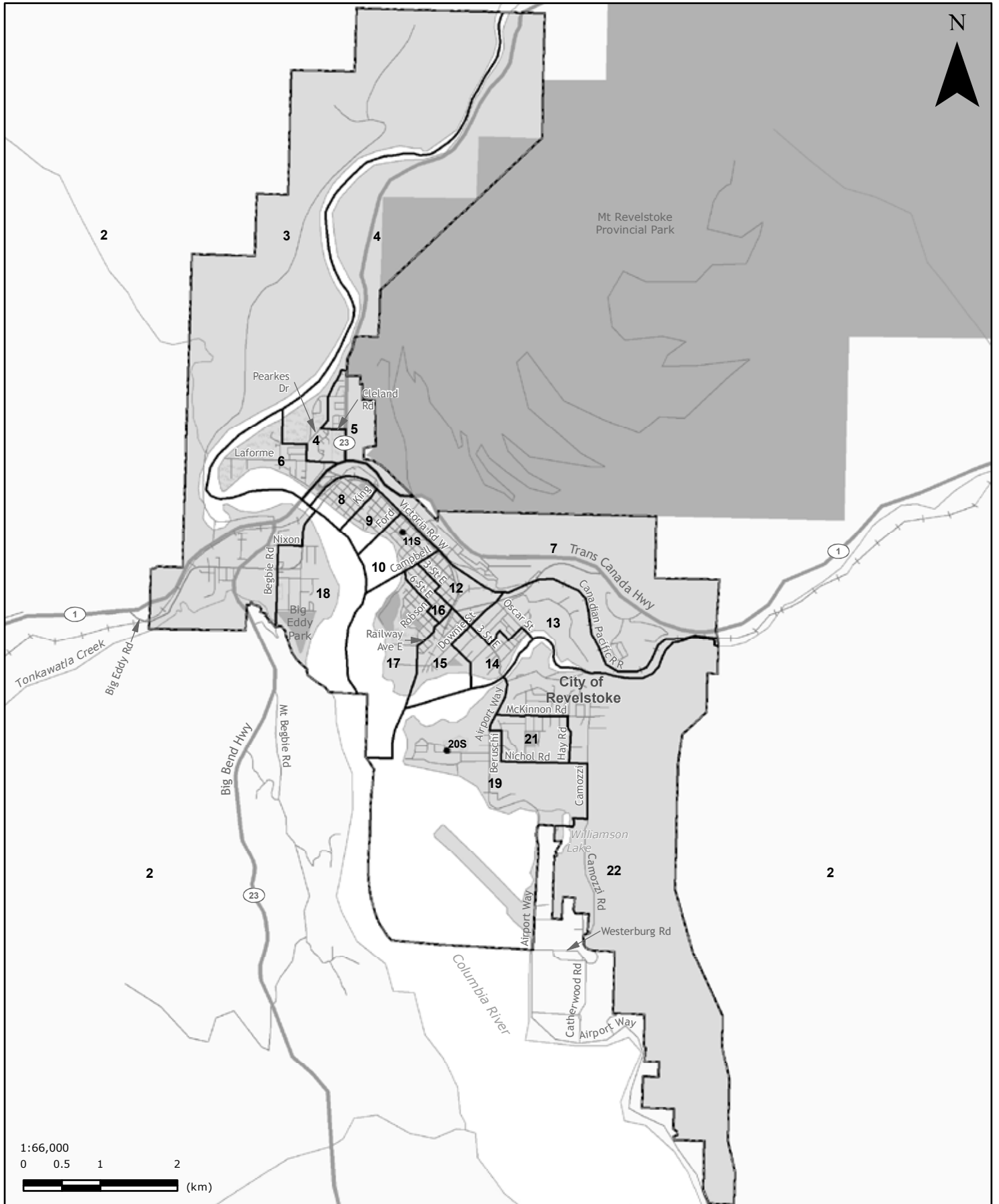
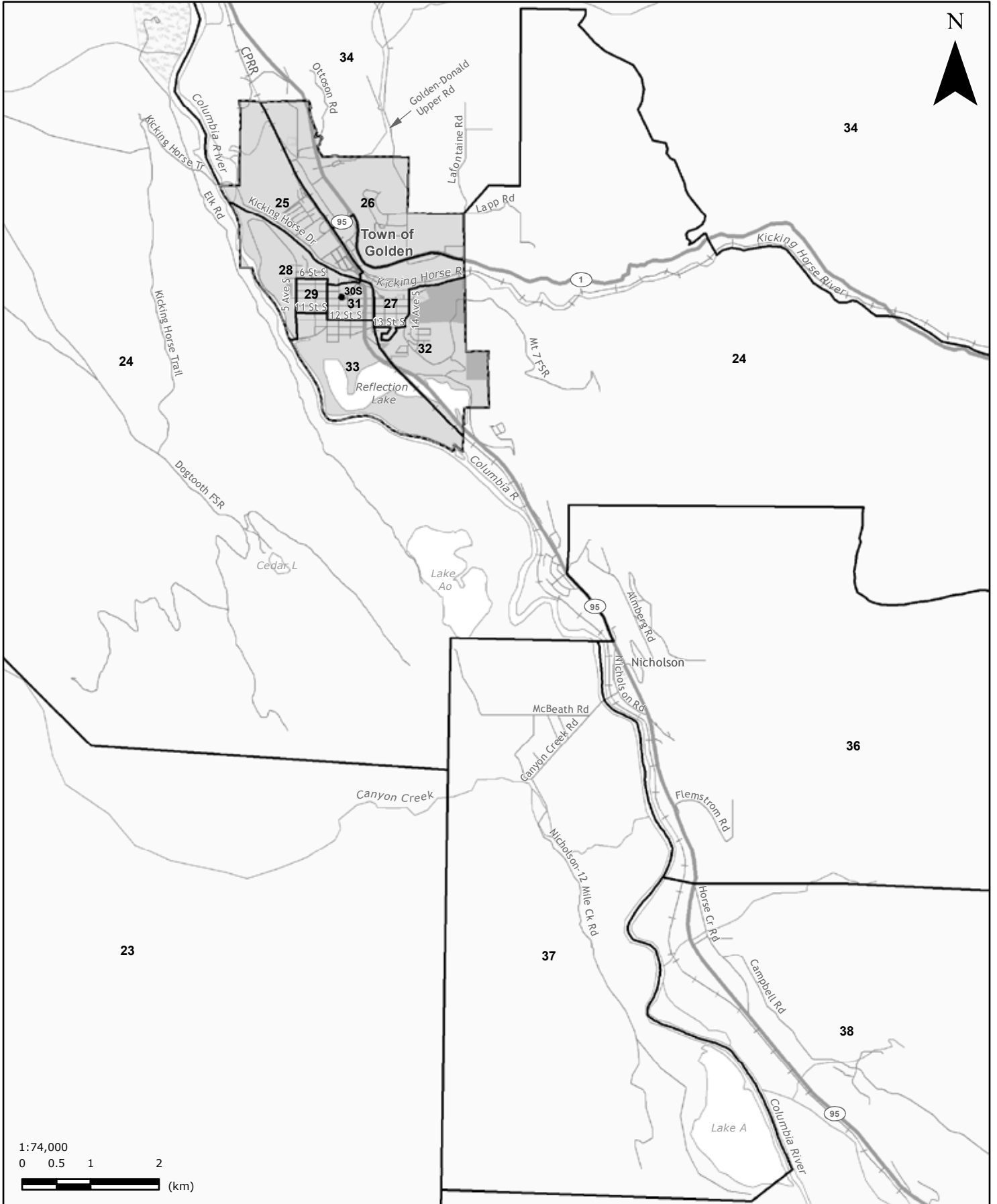


Columbia River-Revelstoke (CLR)
MAP A - Columbia River-Revelstoke Electoral District



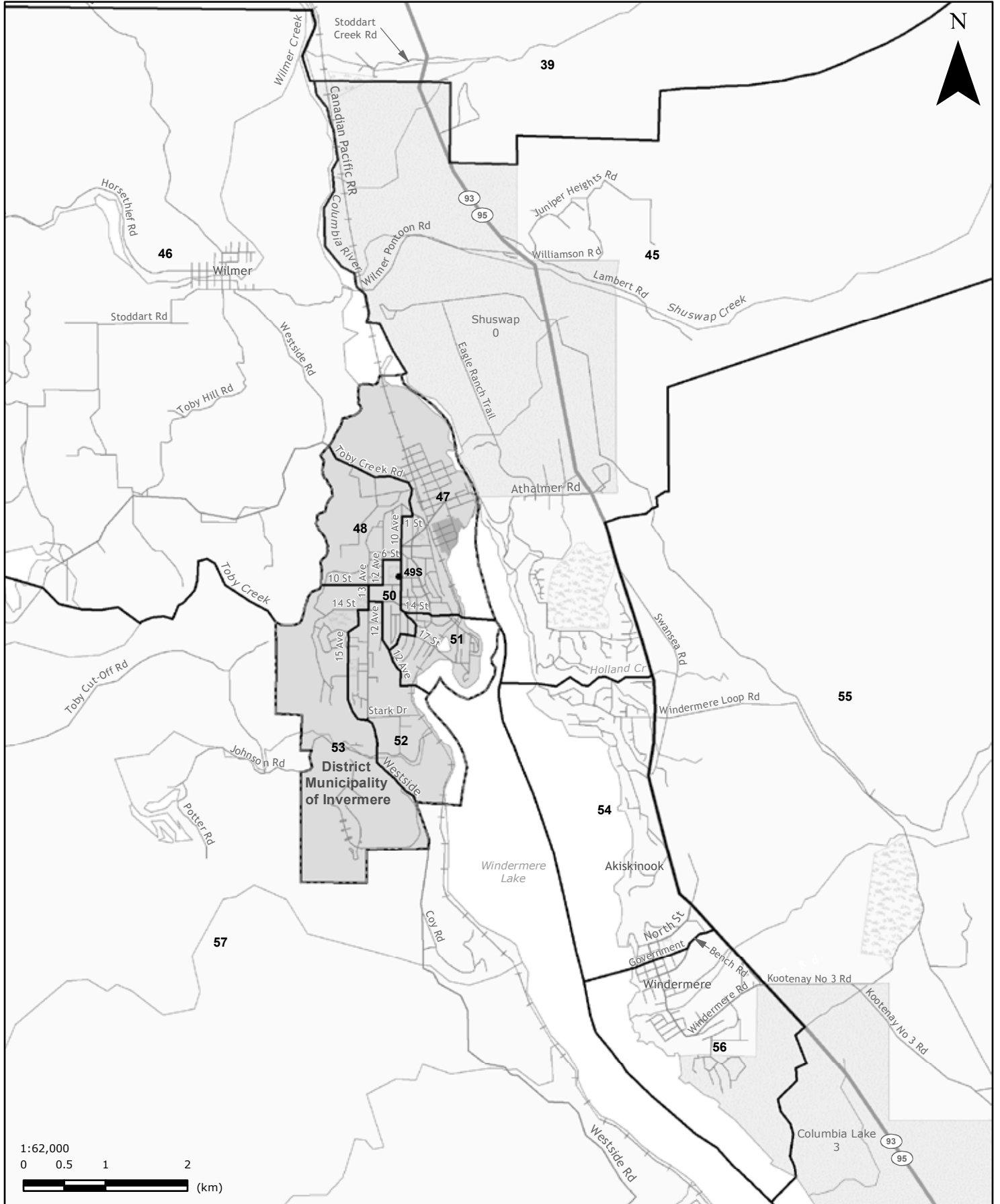
Columbia River-Revelstoke (CLR)
MAP B - Revelstoke

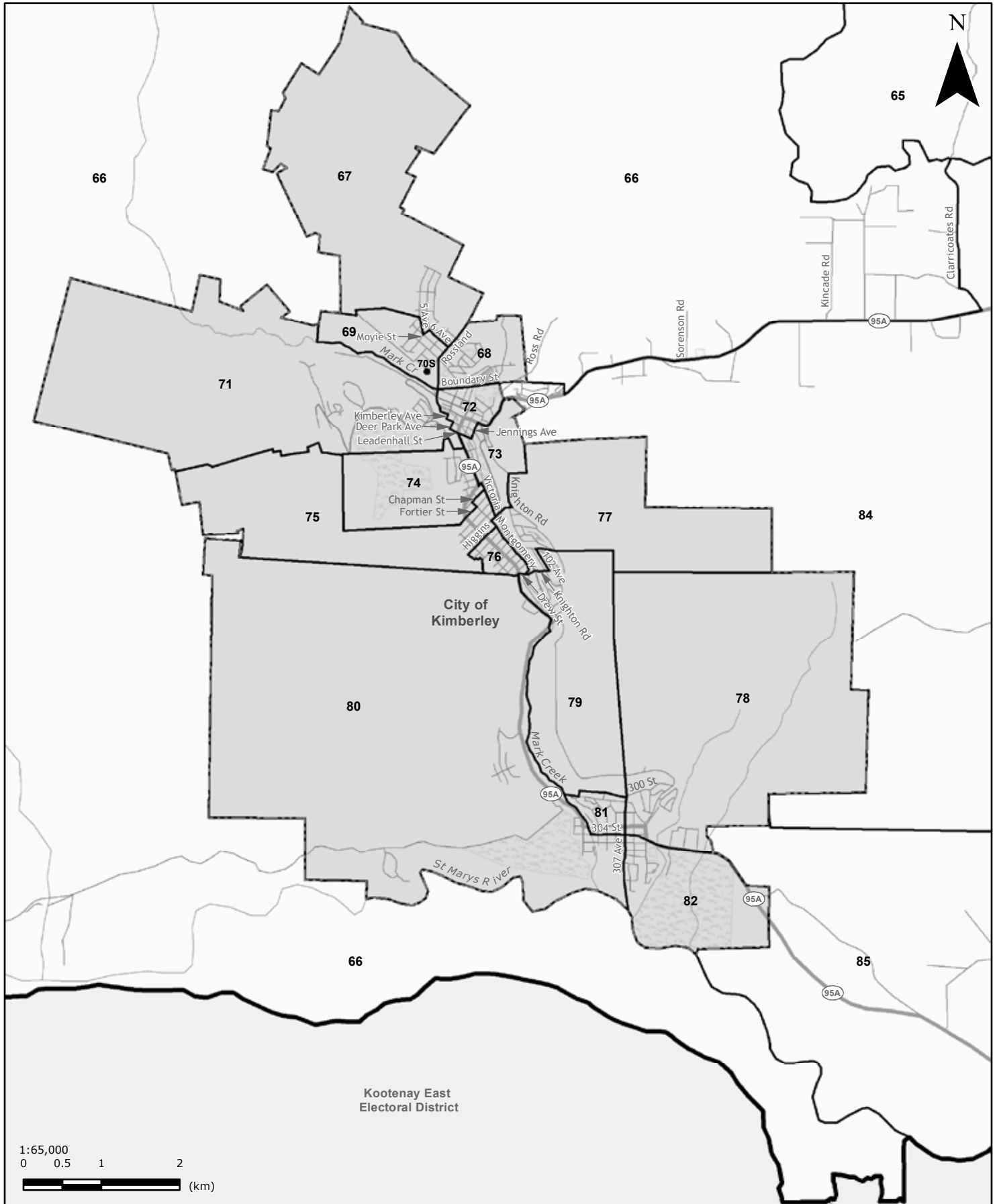




**Columbia River-Revelstoke (CLR)
MAP D - Invermere**

Statement of Votes
40th Provincial General Election
May 14, 2013





Columbia River-Revelstoke (CLR)
Voting results by voting area

Statement of Votes
 40th Provincial General Election
 May 14, 2013

	Doug Clovechok	Norm Macdonald	Earl Olsen	Laurel Ralston	Total valid votes	Rejected ballots	Registered voters
	LIB	NDP	CP	GP			
Advance voting							
Invermere Community Hall	279	259	77	22	637	1	
Kimberley Centennial Centre	378	559	89	70	1,096	0	
Mt. 7 Recreation Plex	223	486	48	30	787	0	
Revelstoke Community Centre	287	568	35	52	942	2	
General voting							
Voting area							
1	43	48	21	10	122	0	328
2	54	68	8	11	141	1	412
3	27	28	5	4	64	0	217
4	48	55	4	10	117	1	317
5	39	64	9	10	122	0	322
6	58	48	4	7	117	0	319
7	19	33	2	9	63	0	207
8	26	55	1	10	92	0	239
9	34	50	4	9	97	1	276
10	30	32	2	7	71	0	261
11S *1	14	26	6	2	48	5	17
12	45	63	5	7	120	1	325
13	41	69	2	10	122	0	345
14	29	71	5	10	115	1	332
15	35	58	7	6	106	1	309
16	43	75	3	3	124	0	341
17	59	60	4	10	133	1	310
18	33	35	4	10	82	0	278
19	79	81	4	8	172	0	386
20S *1	-	-	-	-	-	-	44
21	60	57	1	5	123	0	321
22	60	94	3	6	163	2	386
23	67	27	11	13	118	1	215
24	27	47	12	2	88	0	294
25	29	49	17	4	99	0	316
26	59	40	15	2	116	0	373
27	27	66	8	5	106	0	327
28	48	54	7	5	114	0	364
29	33	65	13	4	115	1	366
30S *1	-	-	-	-	-	-	15
31	37	78	7	10	132	0	370
32	49	41	12	2	104	0	372
33	16	53	9	4	82	1	335
34	34	65	6	12	117	0	376
35	17	26	1	11	55	0	149
36	29	31	10	5	75	0	322
37	18	34	8	6	66	0	206
38	29	41	12	5	87	0	353
39	50	30	13	6	99	0	198
40	30	46	11	11	98	0	192

Columbia River-Revelstoke (CLR)
Voting results by voting area

	Doug Clovechok	Norm Macdonald	Earl Olsen	Laurel Ralston	Total valid votes	Rejected ballots	Registered voters
Voting area (continued)	LIB	NDP	CP	GP			
41	51	39	15	7	112	0	218
42	23	52	28	18	121	1	275
43	64	28	35	8	135	0	309
44	47	33	9	6	95	0	255
45	49	24	13	7	93	0	353
46	38	70	22	13	143	0	355
47	61	49	6	10	126	0	404
48	64	65	22	13	164	0	386
49S *1	-	-	-	-	-	-	32
50	45	65	14	9	133	1	360
51	44	61	20	14	139	0	344
52	58	90	19	14	181	0	426
53	84	62	30	10	186	0	405
54	40	26	21	4	91	0	178
55	30	46	7	4	87	0	244
56	52	58	20	7	137	0	326
57	30	30	14	4	78	0	229
58	59	36	20	7	122	0	251
59	69	23	20	4	116	0	260
60	23	24	3	4	54	0	115
61	37	24	13	3	77	0	230
62	46	33	17	5	101	0	233
63	55	26	18	7	106	0	275
64A	68	39	7	9	123	0	240
64B	74	86	20	15	195	0	371
65	22	32	7	9	70	0	127
66	60	70	14	9	153	0	382
67	30	72	7	19	128	0	360
68	40	65	10	20	135	0	375
69	36	72	2	10	120	0	343
70S *1	-	-	-	-	-	-	50
71	47	40	4	12	103	0	341
72	15	52	3	19	89	0	319
73	25	62	4	14	105	1	301
74	34	92	8	13	147	0	384
75	29	84	5	15	133	1	364
76	31	64	11	9	115	0	334
77	37	65	5	7	114	0	340
78	55	47	9	7	118	0	410
79	15	26	4	4	49	0	327
80	23	49	10	7	89	0	404
81	47	70	10	10	137	0	344
82	74	77	16	11	178	0	425
84	29	24	5	5	63	1	336
85	41	32	7	4	84	0	297
Sub totals	4,543	6,019	1,079	851	12,492	25	25,072

Columbia River-Revelstoke (CLR)
Voting results by voting area

Statement of Votes
 40th Provincial General Election
 May 14, 2013

	Doug Clovechok	Norm Macdonald	Earl Olsen	Laurel Ralston	Total valid votes	Rejected ballots	Registered voters
	LIB	NDP	CP	GP			
s. 98 Special	53	95	22	12	182	2	
s. 99 Absentee - in ED	143	162	42	36	383	2	
s. 100 Absentee - out of ED	24	53	9	14	100	11	
s. 101 Absentee - advance	19	20	1	3	43	1	
s. 104 Voting in DEO office	36	74	4	4	118	4	
s. 106 Voting by mail	29	40	5	1	75	0	
Grand totals	4,847	6,463	1,162	921	13,393	45	25,072
% of valid votes	36.19%	48.26%	8.68%	6.87%			

Summary

Valid votes - General and advance	12,492	93.27%	Total valid votes
s. 98 Special	182	1.36%	Total valid votes
s. 99 Absentee - in ED	383	2.86%	Total valid votes
s. 100 Absentee - out of ED	100	0.75%	Total valid votes
s. 101 Absentee - advance	43	0.32%	Total valid votes
s. 104 Voting in DEO office	118	0.88%	Total valid votes
s. 106 Voting by mail	75	0.56%	Total valid votes

Total valid votes **13,393**

Rejected ballots	45	0.33%	Ballots cast
Registered voters who voted	13,438	53.60%	Registered voters

Registered voters **25,072**

Candidate elected: Norm Macdonald (NDP)

*1 Voting areas 11S, 20S, 30S, 49S and 70S combined

Following a redistribution of voting areas, voting area number 83S was not used in Columbia River-Revelstoke for the 40th Provincial General Election and is therefore not included in the list of voting area results on the preceding pages.