



ELECTIONS BC

A non-partisan Office of the Legislature

Report of the Chief Electoral Officer
on the Vancouver-Burrard
and Vancouver-Fairview By-elections

October 29, 2008

Report of the Chief Electoral Officer
on the
Vancouver-Burrard and Vancouver-Fairview By-elections
October 29, 2008

Library and Archives Canada Cataloguing in Publication Data

Statement of votes (Victoria, B.C.)

Statement of votes. - - 1949-

Irregular.

Some issues also have title: Report of the Chief Electoral Officer on the ... by-elections.

Issues include results of general and by-elections.

Issued 1986- by Elections British Columbia.

Continues: Statement of votes by electoral districts.

ISSN 0227-9207 = Statement of votes. General election and by-election (Victoria)

1. Elections - British Columbia - Statistics - Periodicals.

I. British Columbia. Chief Electoral Officer. II. Elections British Columbia. III. Title.

IV. Title: Report of the Chief Electoral Officer on the ... by-elections.

JL439.A15S73 324.9711'0021 C77-082776-4



ELECTIONS BC
Province of British Columbia

Mailing Address:
PO Box 9275 Stn Prov Govt
Victoria BC V8W 9J6

Phone: 250-387-5305
Toll-free: 1-800-661-8683/ TTY 1-888-456-5448
Fax: 250-387-3578
Toll-free Fax: 1-866-466-0665
Email: electionsbc@elections.bc.ca
Website: www.elections.bc.ca

March 31, 2009

The Honourable Bill Barisoff
Speaker of the Legislative Assembly
Province of British Columbia
Parliament Buildings
Victoria, British Columbia
V8V 1X4

Honourable Speaker:

I have the honour to submit the Report of the Chief Electoral Officer on the Vancouver-Burrard and Vancouver-Fairview by-elections held on October 29, 2008.

This report is filed in accordance with section 13 (1) (b) of the *Election Act*.

Respectfully submitted,

A handwritten signature in black ink, appearing to read 'Harry Neufeld', written over a horizontal line.

Harry Neufeld
Chief Electoral Officer

Table of contents

List of tables and figures	2
Overview of Vancouver-Burrard and Vancouver-Fairview by-elections	3
Summary	3
Order for by-elections	3
By-election calendar	4
<i>Election Amendment Act, 2008</i>	5
Nomination of candidates	6
Voter registration	7
Public information	8
Officials	11
Voting	12
Voting results	13
Summary of results	13
Vancouver-Burrard voting results by voting area	14
Map of Vancouver-Burrard voting areas	19
Vancouver-Fairview voting results by voting area	20
Map of Vancouver-Fairview voting areas	24
Election financing	25
Introduction	25
Election expenses limits	25
Vancouver-Burrard	26
Vancouver-Fairview	26
Registered political parties	26
Registered constituency associations	27
Candidates	28
Election advertising sponsors	29
Filing deadlines	31
Vancouver-Burrard election financing reports	32
Vancouver-Fairview election financing reports	35
Elections BC by-election expenses	38
Vancouver-Burrard expenses	38
Vancouver-Fairview expenses	39
Appendices	40
Appendix 1: Orders of the Chief Electoral Officer	40
Appendix 2: Vancouver-Burrard electoral district map	41
Appendix 3: Vancouver-Fairview electoral district map	42

List of tables and figures

Table 1:	Vancouver-Burrard and Vancouver-Fairview by-election calendar	4
Table 2:	Candidates in Vancouver-Burrard in the order in which they appeared on the ballot	6
Table 3:	Candidates in Vancouver-Fairview in the order in which they appeared on the ballot	6
Table 4:	Number of registered voters in Vancouver-Burrard	7
Table 5:	Number of registered voters in Vancouver-Fairview	8
Figure 1:	By-election information brochure	8
Figure 2:	'Information for Hospital Patients' brochure	9
Figure 3:	Where to Vote card	9
Figure 4:	By-election web page	10
Table 6:	Vancouver-Burrard District Electoral Officer and Deputies	11
Table 7:	Vancouver-Fairview District Electoral Officer and Deputy	11
Table 8:	Number of officials hired by position in Vancouver-Burrard	11
Table 9:	Number of officials hired by position in Vancouver-Fairview	11
Table 10:	Number of ballots cast by voting opportunity in Vancouver-Burrard	12
Table 11:	Number of ballots cast by voting opportunity in Vancouver-Fairview	12
Table 12:	Summary of Vancouver-Burrard results	13
Table 13:	Summary of Vancouver-Fairview results	13
Table 14:	Vancouver-Burrard candidate election financing reports	32
Table 15:	Vancouver-Burrard registered political party election financing reports	33
Table 16:	Vancouver-Burrard constituency association election financing reports	34
Table 17:	Vancouver-Burrard election advertising sponsor disclosure reports	34
Table 18:	Vancouver-Fairview candidate election financing reports	35
Table 19:	Vancouver-Fairview registered political party election financing reports	36
Table 20:	Vancouver-Fairview constituency association election financing reports	37
Table 21:	Vancouver-Fairview election advertising sponsor disclosure reports	37

Overview of Vancouver-Burrard and Vancouver-Fairview by-elections

Summary

Submitted in accordance with section 13 (1) (b) of the *Election Act*, this report describes the proceedings, the results and the costs of the October 29, 2008 by-elections in the Vancouver-Burrard and Vancouver-Fairview electoral districts.

The by-elections were called following the resignations of Member of the Legislative Assembly (MLA) Gregor Robertson in Vancouver-Fairview and MLA Lorne Mayencourt in Vancouver-Burrard. Contested by five candidates in each electoral district, the by-elections resulted in the election of NDP candidate Spencer Herbert in Vancouver-Burrard and NDP candidate Jenn McGinn in Vancouver-Fairview.

Voter turnout was 23.21% in Vancouver-Burrard and 26.93% in Vancouver-Fairview. Together, the by-elections cost Elections BC \$852,047 to administer.

Order for by-elections

On July 15, 2008, Gregor Robertson resigned as the MLA for the Vancouver-Fairview electoral district.

Pursuant to section 35 of the *Constitution Act*, the Speaker of the Legislative Assembly informed the Chief Electoral Officer (CEO) of the vacancy by means of a warrant. The CEO received the warrant on the date of Mr. Robertson's resignation. As the writ for a by-election must be issued within six months after receipt of the warrant by the CEO, the last possible date for calling the Vancouver-Fairview by-election was January 15, 2009.

On September 12, 2008, Lorne Mayencourt resigned as the MLA for Vancouver-Burrard. The Speaker issued and delivered a second warrant, which was received by the CEO on September 15, 2008. The last possible date for calling the Vancouver-Burrard by-election was March 15, 2009.

Both by-elections were called on October 1, 2008, when the Lieutenant Governor in Council ordered that writs of election be issued by the CEO for Vancouver-Burrard and Vancouver-Fairview. The writs ordered that the by-elections be held on Wednesday, October 29, 2008.

By-election calendar

The calendar of events for an election is prescribed by the *Election Act*. It begins on Day 0 when the writ for the election is issued and the election is called. General Voting Day for the election is 28 days after Day 0.

Because the writs of election for both electoral districts were issued on the same day, the Vancouver-Burrard and Vancouver-Fairview by-elections were conducted on identical calendars.

Table 1: Vancouver-Burrard and Vancouver-Fairview by-election calendar

Day	Milestone	Date
Day 0	Writ Day	Wednesday, October 1, 2008
Day 5	Standing nominations no longer accepted	Monday, October 6, 2008
Day 6	Start of ordinary nomination period	Tuesday, October 7, 2008
Day 7	Close of general voter registration	Wednesday, October 8, 2008
Day 14	Revised voters list produced	Wednesday, October 15, 2008
Day 15	Close of ordinary nomination period	Thursday, October 16, 2008
Day 21	Start of advance voting	Wednesday, October 22, 2008
Day 24	End of advance voting	Saturday, October 25, 2008
Day 28	General Voting Day	Wednesday, October 29, 2008
Day 35	Start of final count*	Wednesday, November 5, 2008
Day 44	Return day	Friday, November 14, 2008

*In accordance with section 128 of the *Election Act*, final count normally begins on Day 41. However, as the Legislative Assembly was scheduled to resume on November 20, 2008, the CEO authorized that final count be moved to Day 35 (November 5, 2008), allowing the results to be certified and the elected candidates to be sworn in prior to the resumption of proceedings. This was possible due to the low number of ballots cast and proximity of the two electoral districts, which allowed for absentee ballots to be transferred to the appropriate district electoral office quickly. This reduced the time required to prepare for final count.

The Vancouver-Burrard and Vancouver-Fairview by-elections occurred in close proximity to the federal general election on October 14, 2008 and the British Columbia local government elections on November 15, 2008.

The effect of these events on the by-elections is difficult to quantify. Media coverage of the by-elections, however, noted a general sense of 'election fatigue' among voters. Elections BC staff also reported anecdotal evidence of voter confusion over campaign signs, identification requirements and the jurisdiction for which Members were being elected. Together, these factors may have depressed voter turnout below the levels traditionally associated with provincial by-elections.

The timing of the by-elections also affected the hiring and training of election officials, many of whom were simultaneously employed as officials for the federal and municipal elections. Differences between provincial and federal election rules created additional confusion for election officials and voters in both electoral districts.

Administering the by-elections allowed Elections BC to test new procedures ahead of the 39th General Election and Referendum on Electoral Reform scheduled for May 12, 2009. For example, a new computer application intended to improve the rate at which election results are processed and made public was implemented, and experienced District Electoral Officers (DEOs) from neighbouring electoral districts were hired to test a new approach to election official training.

The by-elections also provided experience to the Vancouver-Burrard and Vancouver-Fairview DEOs and their deputies, all of whom were first-time appointees. These officials gained important insights into election administration ahead of the coming general election and referendum. Their experiences and feedback have since been used to improve training materials and procedures.

Election Amendment Act, 2008

On May 29, 2008, Bill 42, the *Election Amendment Act, 2008*, received Royal Assent. The Act contained substantial amendments to the *Election Act*, which required Elections BC to reassess all of its event delivery plans and fundamentally alter its model for the administration of provincial electoral events. Among the changes resulting from the *Election Amendment Act, 2008* were:

- new identification requirements for voting and registration in conjunction with voting
- a new model for calculating registered political party and candidate election expenses limits
- extended advance voting hours
- modifications to the candidate nomination process
- a new definition of election advertising
- new third party advertising spending limits
- new provisions for accepting voter registrations by telephone

Section 3 of the *Election Act* states that unless notice is given by the CEO, amendments to the Act do not apply to elections called within six months after the amendments come into force. The *Election Amendment Act, 2008* amendments pertaining specifically to elections, including those dealing with candidate nominations, identification requirements, advance voting hours and election expenses limits, did not become applicable until November 29, 2008 and thus were not in effect for the Vancouver-Burrard and Vancouver-Fairview by-elections. However, the amendments affecting Elections BC's ongoing operations, including those authorizing voter registration by telephone, applied immediately after the *Election Amendment Act, 2008* received Royal Assent on May 29, 2008.

Upon learning of the resignation of MLA Gregor Robertson, and later, MLA Lorne Mayencourt, Elections BC shifted its focus to prepare for the impending by-elections. Two sets of event plans were developed; one which incorporated the election-specific amendments to the *Election Act* and one which did not. The former set would have been implemented for a by-election called after November 29, 2008.

Nomination of candidates

The *Election Act* provides two methods for nominating candidates; standing nominations and ordinary nominations. For a by-election, standing nominations may be submitted at any time until 4:30 p.m. (Pacific time) on Day 5. Ordinary nominations may be submitted during the ordinary nomination period, which begins at 9 a.m. on Day 6 and ends at 1 p.m. (Pacific time) on Nomination Day, Day 15.

The period for submitting standing nominations for the Vancouver-Burrard and Vancouver-Fairview by-elections closed at 4:30 p.m. on October 6, 2008. No candidates filed standing nominations.

The ordinary nomination period was from 9 a.m. on October 7, 2008, to 1 p.m. on October 16, 2008, during which five candidates were nominated in each electoral district.

Table 2: Candidates in Vancouver-Burrard in the order in which they appeared on the ballot

Candidate	Political party affiliation	Political party abbreviation
Marc Emery	British Columbia Marijuana Party	BCM
Arthur Griffiths	BC Liberal Party	LIB
Spencer Herbert	New Democratic Party of B.C.	NDP
Ian McLeod	BC Conservative Party	CP
Drina Alicia Read	Green Party of BC	GP

Table 3: Candidates in Vancouver-Fairview in the order in which they appeared on the ballot

Candidate	Political party affiliation	Political party abbreviation
Jodie Emery	British Columbia Marijuana Party	BCM
Wilf Hanni	BC Conservative Party	CP
Margaret MacDiarmid	BC Liberal Party	LIB
Jenn McGinn	New Democratic Party of B.C.	NDP
Jane Sterk	Green Party of BC	GP

Voter registration

Only individuals who are registered as voters may vote in a provincial election or by-election. To register, an individual must be a Canadian citizen, be 18 years or older on General Voting Day, have been a resident of British Columbia for the preceding six months and not be disqualified from voting.

Elections BC offers several opportunities for registering as a voter. Individuals may register online using the Online Voter Registration application, in person at a Service BC office or at Elections BC headquarters or by submitting an Application for Registration as a Provincial Voter by mail or fax. The *Election Amendment Act, 2008* established that individuals may also register by telephone. Elections BC has accepted voter registrations via this method since the Act received Royal Assent on May 29, 2008.

The period between Day 8 and Day 31 of an election is known as the 'closed period for general registration'. During this period, Elections BC finalizes updates to the voters list and prints Where to Vote cards and voting books. General registration is suspended and individuals may only register when they vote.

The closed period for general registration in the Vancouver-Burrard and Vancouver-Fairview by-elections began on October 9, 2008. As the *Election Amendment Act, 2008* amendments regarding voter identification were not applicable, registration in conjunction with voting was administered under the previous rules. Individuals were required to present two pieces of identification showing, in combination, their name, current residential address and signature.

When the writs were issued, there were 58,826 registered voters in Vancouver-Burrard and 45,021 registered voters in Vancouver-Fairview. At the close of general voting on General Voting Day, the number of registered voters in Vancouver-Burrard and Vancouver-Fairview had increased to 59,615 and 45,573, respectively.

Table 4: Number of registered voters in Vancouver-Burrard

Day	Date	Registered voters
Day 0 - writ of election issued	October 1, 2008	58,826
Day 7 - close of general registration	October 8, 2008	58,800
Day 28 - close of general voting	October 29, 2008	59,615

Table 5: Number of registered voters in Vancouver-Fairview

Day	Date	Registered voters
Day 0 - writ of election issued	October 1, 2008	45,021
Day 7 - close of general registration	October 8, 2008	45,019
Day 28 - close of general voting	October 29, 2008	45,573

Public information

The *Election Act* requires the CEO to provide public notice of an election and information regarding voter registration and voting opportunities. In addition to these statutory requirements, Elections BC is committed to providing an electoral process that is inclusive and accessible. Therefore, Elections BC implemented a comprehensive communications plan to inform voters in Vancouver-Burrard and Vancouver-Fairview of their electoral rights, the electoral process, the times and locations of voting opportunities and where additional information could be found.

Early in the campaign period, Elections BC distributed information brochures to every residential address in Vancouver-Burrard and Vancouver-Fairview. A separate brochure was prepared for each electoral district. They contained the dates and times of advance and general voting, a map of the applicable electoral district, voter eligibility requirements and Elections BC contact information. In total, 63,397 householders were delivered in Vancouver-Burrard and 39,707 were delivered in Vancouver-Fairview.

A brochure for hospital patients in both electoral districts was also developed. It contained information for obtaining a vote-by-mail package, the dates and times of advance and general voting, Elections BC contact information and maps of both electoral districts.



Figure 1: By-election information brochure




Figure 2: 'Information for Hospital Patients' brochure

As required by the *Election Act*, Elections BC published advertisements regarding the by-elections in newspapers available in both electoral districts. Due to a data error, one advertisement in Vancouver-Fairview contained incorrect voting place address information. A subsequent ad was published with the correct information.

Prior to the start of advance voting, Where to Vote cards were delivered to every registered voter in both electoral districts. The cards informed voters of their assigned voting place, the times and locations of advance voting, voting eligibility requirements and the opportunity to register in conjunction with voting.




Figure 3: Where to Vote card

To accommodate increased call volumes, Elections BC hired additional staff to answer calls to its 1-800 phone number. Operators were available during regular business hours and for extended hours during advance voting and general voting. Between October 1, 2008 and the close of voting on October 29, 2008, the Elections BC 1-800 telephone number received approximately 650 calls.

The Elections BC website was visited 36,235 times during the campaign period, with a peak of 7,233 on October 14, 2008, the date of the federal general election. On General Voting Day for the by-elections, the Elections BC website received 6,010 visits.

To provide visitors with a single source for by-election information, individual web pages were created for each electoral district. The web pages were updated over the course of the campaign period to reflect candidate nominations, election expenses limits, voting place addresses and voting results. During the campaign period, the Vancouver-Burrard web page was visited 13,559 times and the Vancouver-Fairview web page was visited 10,541 times.



Figure 4: By-election web page

Following the close of general voting, unforeseen technical issues caused the Elections BC website to become inaccessible for approximately two hours. Elections BC staff responded by implementing a contingency plan in which media outlets were emailed election results and voter turnout statistics as they became available – usually every four minutes. The preliminary results were available on the website when it was restored shortly after 11 p.m.

Officials

The CEO appoints a District Electoral Officer (DEO) to administer elections in each electoral district. One or more Deputy District Electoral Officers are also appointed to provide assistance, and to replace the DEO if that office becomes vacant.

Table 6: Vancouver-Burrard District Electoral Officer and Deputies

Name	Role
Wayne Collinge	District Electoral Officer
Kathleen MacKinnon	Deputy District Electoral Officer
Joan Fogarty	Deputy District Electoral Officer

Table 7: Vancouver-Fairview District Electoral Officer and Deputy

Name	Role
Jane Denton	District Electoral Officer
Evert van Leeuwen	Deputy District Electoral Officer

DEOs hire election and voter registration officials to register voters, supervise voting places, issue ballots and maintain ballot boxes, provide information to voters and perform other duties at voting places.

Table 8: Number of officials hired by position in Vancouver-Burrard

Position	Number of officials
Enumerators	2
Information Officers	38
Supervisory Voting Officers	23
Voting Clerks	203
Voting Officers	261
Voter Registration Officers	46

Table 9: Number of officials hired by position in Vancouver-Fairview

Position	Number of officials
Enumerators	4
Information Officers	43
Supervisory Voting Officers	24
Voting Clerks	153
Voting Officers	196
Voter Registration Officers	47

Voting

The *Election Act* provides British Columbians with a wide variety of voting opportunities. Two advance voting locations and 17 general voting locations were provided in Vancouver-Burrard, and two advance voting locations and 21 general voting locations were provided in Vancouver-Fairview. Absentee voting was available to residents of both electoral districts who voted outside of their assigned voting place. Alternative absentee voting was also available in both district electoral offices and by voting package. Mobile teams administered voting at long-term care facilities in each electoral district for voters who would not otherwise have been able to vote.

Table 10: Number of ballots cast by voting opportunity in Vancouver-Burrard

Voting opportunity	Number of ballots cast	% of popular vote
Advance voting	2,412	17.47%
General voting	10,730	77.69%
Absentee voting advance	2	0.01%
Absentee voting out of ED	20	0.14%
Absentee voting in ED of residence	617	4.48%
Special voting	2	0.01%
Voting in DEO office	21	0.15%
Voting by mail	7	0.05%
Total valid votes	13,811	100.00%

Table 11: Number of ballots cast by voting opportunity in Vancouver-Fairview

Voting opportunity	Number of ballots cast	% of popular vote
Advance voting	1,789	14.61%
General voting	9,965	81.39%
Absentee voting advance	1	0.01%
Absentee voting out of ED	13	0.11%
Absentee voting in ED of residence	435	3.55%
Special voting	0	0.00%
Voting in DEO office	31	0.26%
Voting by mail	9	0.07%
Total valid votes	12,243	100.00%

Voter turnout was 23.21% of registered voters in Vancouver-Burrard and 26.93% of registered voters in Vancouver-Fairview.

Voting results

Summary of results

Ballots from advance voting and general voting are counted at initial count following the close of voting on General Voting Day. Ballots contained in certification envelopes from other voting opportunities such as absentee and special voting are considered at final count. Final count in Vancouver-Burrard and Vancouver-Fairview took place on November 5, 2008.

The *Election Act* requires a delay of six days between the conclusion of final count and the return of the writ of election. This provides sufficient time for a candidate, voter or the District Electoral Officer to request a judicial recount. No judicial recounts were requested in either electoral district, and the writs of election for both Vancouver-Burrard and Vancouver-Fairview were returned on November 14, 2008.

Table 12: Summary of Vancouver-Burrard results

Candidate	Political party affiliation	Valid votes	% of popular vote
Emery, Marc	British Columbia Marijuana Party	384	2.78%
Griffiths, Arthur	BC Liberal Party	5,089	36.85%
Herbert, Spencer	New Democratic Party of B.C.	6,998	50.67%
McLeod, Ian	BC Conservative Party	599	4.34%
Read, Drina Alicia	Green Party of BC	741	5.37%
May not total 100.00% due to rounding		13,811	100.00%

Table 13: Summary of Vancouver-Fairview results

Candidate	Political party affiliation	Valid votes	% of popular vote
Emery, Jodie	British Columbia Marijuana Party	166	1.36%
Hanni, Wilf	BC Conservative Party	489	3.99%
MacDiarmid, Margaret	BC Liberal Party	4,936	40.32%
McGinn, Jenn	New Democratic Party of B.C.	5,752	46.98%
Sterk, Jane	Green Party of BC	900	7.35%
		12,243	100.00%

The following pages contain the results of the Vancouver-Burrard and Vancouver-Fairview by-elections by voting area. Each voting area is represented by a number, and some are followed by a letter. A voting area followed by the letter A, B, C, D or E is a voting area that was divided in size due to an increase in voter population. A voting area corresponding to a grey dot on the accompanying maps is a point voting area, which is assigned to a single address or addresses. A voting area followed by the letter S indicates a site-based voting area established at an intermediate or long-term care facility. The ballots cast in some voting areas were combined into a single ballot box where it was necessary to protect the secrecy of the vote or for reasons of efficiency.

Vancouver-Burrard
Voting results by voting area

	Marc Emery BCM	Arthur Griffiths LIB	Spencer Herbert NDP	Ian McLeod CP	Drina Alicia Read GP	Total valid votes	Rejected ballots	Registered voters
Advance voting								
Roundhouse Community Centre	18	482	340	76	46	962	2	
Sunset Towers	37	439	826	70	78	1,450	6	
General voting								
Voting area								
1	2	60	45	6	5	118	0	537
1A	0	22	10	1	1	34	0	136
1B	1	96	61	9	4	171	0	785
1C	6	134	48	10	9	207	0	948
2A	3	8	44	4	8	67	0	347
2B	2	36	18	1	6	63	0	298
2C	0	32	19	5	3	59	0	468
3A	1	32	27	5	6	71	0	500
3B	1	34	35	2	5	77	0	675
4	1	32	10	6	2	51	0	685
5A	4	23	16	0	3	46	0	679
5B	3	16	10	4	3	36	0	518
6 *1	-	-	-	-	-	-	-	29
7 *1	1	26	14	1	5	47	0	379
8A	4	87	55	7	13	166	0	1,435
8B	4	56	37	3	7	107	0	1,329
8C	9	85	83	9	8	194	1	1,219
8D	2	52	30	5	5	94	0	615
8E	0	63	30	2	1	96	0	662
9A	1	23	24	3	3	54	0	416
9B	0	45	34	3	3	85	0	840
9C	7	34	44	6	5	96	0	686
10	1	12	40	3	3	59	0	391
10A	2	16	21	3	4	46	0	243
11	0	20	30	2	4	56	0	458
12	0	15	48	4	5	72	0	411
13	2	13	27	6	2	50	0	365
14	4	15	30	4	5	58	0	381
15	1	15	31	3	5	55	1	358
16	0	36	76	6	5	123	0	376
17	0	11	57	4	2	74	0	363
18	3	13	22	3	2	43	0	310
19	1	55	76	2	6	140	0	476
20	2	36	66	5	5	114	0	374
21	5	23	63	3	10	104	0	385
22	4	14	75	1	2	96	0	426
23	1	9	24	0	1	35	0	235
24	1	14	40	3	7	65	0	325
25	1	19	38	2	4	64	0	370
26	2	22	37	4	5	70	0	425

Vancouver-Burrard
Voting results by voting area

Voting area (continued)	Marc Emery BCM	Arthur Griffiths LIB	Spencer Herbert NDP	Ian McLeod CP	Drina Alicia Read GP	Total valid votes	Rejected ballots	Registered voters
27	1	20	54	3	0	78	0	389
28	1	11	38	1	2	53	0	309
29	1	38	67	4	7	117	0	670
30	3	31	50	4	3	91	0	536
31	5	18	63	3	9	98	0	342
32	3	23	87	4	8	125	3	327
33	4	22	54	3	3	86	0	373
34	1	26	63	5	3	98	0	449
35	1	22	44	1	1	69	0	380
36	1	30	68	6	6	111	0	334
37	2	16	53	0	7	78	0	404
38	2	27	55	2	1	87	0	419
39	7	12	56	0	5	80	0	235
40	1	22	52	1	8	84	0	369
41	1	30	75	2	5	113	0	396
42	4	13	35	0	5	57	0	257
42A	1	40	58	2	2	103	0	359
43	3	28	57	2	5	95	0	294
44	3	29	44	3	3	82	0	369
45	6	38	27	5	4	80	0	324
46	6	31	45	3	6	91	0	333
47	4	30	60	3	5	102	0	433
48	4	39	42	1	4	90	0	399
49	3	33	56	5	6	103	0	338
50	2	12	63	5	5	87	0	384
51	2	33	55	3	3	96	0	377
51A	2	12	60	1	4	79	0	298
52	2	18	43	5	0	68	0	343
53	3	29	57	1	5	95	0	355
54	7	16	38	5	6	72	0	332
55	2	14	44	3	3	66	0	293
56	1	18	35	2	5	61	0	284
57	2	20	74	2	5	103	1	435
58	3	46	29	5	7	90	0	899
59	4	41	83	2	5	135	2	434
60	1	19	29	3	1	53	0	258
60A	1	16	44	5	6	72	0	313
61	2	12	71	0	2	87	0	460
62	3	31	120	9	6	169	2	475
63	1	11	33	3	4	52	0	236
63A	3	15	31	1	3	53	0	208
64	2	15	58	4	2	81	0	384
65	2	15	45	0	4	66	0	272
66	3	26	36	1	4	70	0	414
67	4	27	22	5	1	59	0	308

Vancouver-Burrard
Voting results by voting area

Voting area (continued)	Marc Emery BCM	Arthur Griffiths LIB	Spencer Herbert NDP	Ian McLeod CP	Drina Alicia Read GP	Total valid votes	Rejected ballots	Registered voters
68	6	32	76	1	5	120	0	336
69	2	39	48	7	10	106	0	398
70	1	6	28	2	1	38	0	259
70A	1	11	26	1	1	40	0	234
71	3	23	36	2	6	70	0	341
72	3	22	45	7	2	79	0	459
73	2	26	60	1	4	93	0	418
74	1	25	69	0	7	102	0	437
75	1	27	55	4	9	96	0	363
76	1	20	64	3	4	92	0	326
77	0	13	41	1	3	58	1	338
78	3	23	55	1	10	92	0	418
79	3	14	43	3	2	65	0	358
80	2	34	49	3	2	90	0	427
81	4	34	49	3	11	101	0	574
82A	0	26	7	0	6	39	0	310
82B	1	39	27	5	4	76	0	506
82C	2	16	14	4	2	38	1	438
82D	6	34	27	5	1	73	0	488
82E	0	59	30	7	0	96	0	441
83A	1	53	18	4	4	80	0	564
83B	2	31	19	0	1	53	0	393
83C	7	113	64	11	6	201	0	1,735
84	2	20	40	3	7	72	0	369
85	1	24	39	1	8	73	0	516
86	2	15	37	3	6	63	0	396
87	1	37	39	2	6	85	0	383
88	6	38	57	4	6	111	0	420
89	1	16	40	0	3	60	0	298
90	6	56	44	5	4	115	2	618
90A	2	13	22	4	4	45	0	330
91	4	26	37	3	3	73	0	359
92S *2	-	-	-	-	-	-	-	92
93S *2	5	7	12	10	0	34	0	89
94S *2	-	-	-	-	-	-	-	71
95S *2	-	-	-	-	-	-	-	17
96	2	37	22	2	3	66	0	436
97 *3	-	-	-	-	-	-	-	190
98 *3	-	-	-	-	-	-	-	93
99	1	21	17	5	0	44	0	516
100 *3	1	40	10	10	6	67	0	257
101	1	24	12	2	1	40	0	418
102 *4	-	-	-	-	-	-	-	152
103	0	19	15	0	2	36	0	171
104 *4	0	21	10	1	0	32	0	183

Vancouver-Burrard
Voting results by voting area

Report of the Chief Electoral Officer
on the Vancouver-Burrard and Vancouver-Fairview By-elections
October 29, 2008

Voting area (continued)	Marc Emery BCM	Arthur Griffiths LIB	Spencer Herbert NDP	Ian McLeod CP	Drina Alicia Read GP	Total valid votes	Rejected ballots	Registered voters
105	2	12	11	1	2	28	0	282
106 *5	-	-	-	-	-	-	-	301
107 *5	3	36	22	3	3	67	0	227
108	1	12	8	1	4	26	0	220
109	1	17	7	0	2	27	0	319
110 *5	-	-	-	-	-	-	-	217
111	0	27	10	4	2	43	0	233
112	2	23	5	0	0	30	0	207
113	0	46	13	2	2	63	0	374
114 *6	0	31	7	2	3	43	0	173
115	0	6	32	1	1	40	0	213
116 *6	-	-	-	-	-	-	-	175
117	2	38	26	7	5	78	0	411
118	4	27	43	2	7	83	1	397
119 *7	1	23	14	1	3	42	0	163
120 *7	-	-	-	-	-	-	-	174
121 *7	-	-	-	-	-	-	-	231
122 *8	-	-	-	-	-	-	-	229
123 *8	0	70	22	3	3	98	0	268
124 *8	-	-	-	-	-	-	-	208
Sub totals	360	4,852	6,657	581	692	13,142	23	59,615
s. 98 Special	0	0	2	0	0	2	0	
s. 99 Absentee - in ED	23	220	310	17	47	617	1	
s. 100 Absentee - out of ED	1	7	10	0	2	20	2	
s. 101 Absentee - advance	0	1	1	0	0	2	0	
s. 104 - Voting in DEO office	0	7	13	1	0	21	0	
s. 106 - Voting by mail	0	2	5	0	0	7	0	
Grand totals:	384	5,089	6,998	599	741	13,811	26	
% of valid votes	2.78%	36.85%	50.67%	4.34%	5.37%			

Summary:

Valid votes - General and advance	13,142	95.16%	Total valid votes
s. 98 Special	2	0.01%	Total valid votes
s. 99 Absentee - in ED	617	4.47%	Total valid votes
s. 100 Absentee - out of ED	20	0.14%	Total valid votes
s. 101 Absentee - advance	2	0.01%	Total valid votes
s. 104 Voting in DEO office	21	0.15%	Total valid votes
s. 106 Voting by mail	7	0.05%	Total valid votes

Total valid votes 13,811

Rejected ballots	26	0.19%	Ballots cast
Registered voters who voted	13,837	23.21%	Registered voters

Registered voters 59,615

Candidate elected: Spencer Herbert (NDP)

*1 Voting areas 6 and 7 combined

*2 Voting areas 92S, 93S, 94S and 95S combined

*3 Voting areas 97 and 98 combined

*4 Voting areas 102 and 103 combined

*5 Voting areas 106, 107 and 110 combined

*6 Voting areas 114 and 116 combined

*7 Voting areas 119, 120 and 121 combined

*8 Voting areas 122, 123 and 124 combined



**Vancouver-Fairview
Voting results by voting area**

	Jodie Emery BCM	Wilf Hanni CP	Margaret MacDiarmid LIB	Jenn McGinn NDP	Jane Sterk GP	Total valid votes	Rejected ballots	Registered voters
Advance voting								
Fairview Presbyterian Church	10	55	545	499	67	1,176	7	
Ukrainian Orthodox Auditorium	6	32	186	352	37	613	0	
General voting								
Voting area								
1	1	1	47	24	2	75	0	295
2	1	6	89	30	6	132	1	381
3	0	1	32	38	9	80	0	428
4	3	1	38	82	16	140	0	390
5	7	0	31	98	10	146	0	372
6	0	0	28	32	7	67	0	228
7	4	4	37	108	7	160	0	447
8	2	4	46	95	12	159	0	421
9	0	3	31	32	5	71	0	359
10	4	3	74	22	8	111	0	375
11	0	3	64	33	5	105	0	501
12	0	0	10	57	4	71	0	280
13A *1	1	5	16	36	3	61	1	329
13B *1	-	-	-	-	-	-	-	230
14 *1	-	-	-	-	-	-	-	81
15	0	0	3	41	4	48	0	252
16A	0	1	16	19	4	40	0	287
16B	0	1	30	15	5	51	0	300
16C	1	7	30	25	5	68	0	379
17	0	2	23	54	4	83	0	347
18	4	2	44	46	10	106	1	438
19	1	5	49	32	5	92	0	386
20	0	2	36	17	3	58	0	274
21	2	4	54	29	3	92	0	367
22S *2	-	-	-	-	-	-	-	77
23	2	6	94	46	15	163	0	722
24	1	3	72	37	12	125	1	573
25	0	11	60	32	2	105	0	435
26	0	5	28	59	6	98	0	483
27	2	1	24	29	9	65	0	466
28	2	2	21	60	9	94	0	335
29	1	4	24	39	6	74	0	309
30	2	1	12	47	9	71	0	395
31A	0	4	8	11	4	27	0	263
31B	0	3	23	14	6	46	0	313
31C	1	4	33	15	2	55	0	357
32	1	2	26	15	4	48	0	339
33	0	1	38	24	6	69	0	304
34	2	1	18	25	3	49	0	328
35	0	1	32	44	7	84	0	396

Vancouver-Fairview
Voting results by voting area

Report of the Chief Electoral Officer
on the Vancouver-Burrard and Vancouver-Fairview By-elections
October 29, 2008

Voting area (continued)	Jodie Emery BCM	Wilf Hanni CP	Margaret MacDiarmid LIB	Jenn McGinn NDP	Jane Sterk GP	Total valid votes	Rejected ballots	Registered voters
36	0	3	19	27	8	57	0	265
37	4	6	31	34	6	81	0	647
38	1	2	26	45	3	77	0	376
39	2	2	22	43	9	78	0	396
40	1	0	29	62	8	100	0	456
41	2	1	13	33	3	52	1	254
42	0	3	5	52	2	62	0	304
43	0	6	24	73	6	109	0	412
44	0	1	33	58	7	99	0	417
45	3	1	15	20	3	42	0	259
46S *7	1	6	20	19	2	48	0	88
47	3	1	17	24	5	50	0	389
48	0	2	23	45	9	79	0	394
49	1	1	22	32	6	62	0	434
50	1	3	13	39	9	65	0	335
51	1	4	23	28	6	62	0	366
52	2	4	19	21	1	47	0	367
53	2	2	22	37	12	75	0	377
54	2	1	26	35	7	71	0	418
55	0	5	58	48	11	122	1	485
56	0	4	22	44	3	73	0	420
57	1	6	29	29	9	74	0	310
58	2	5	16	28	3	54	0	290
59	1	1	25	37	5	69	0	434
60	0	1	19	24	4	48	0	187
61	4	2	19	38	5	68	0	355
62 *3	-	-	-	-	-	-	-	247
63 *3	2	4	30	33	12	81	0	339
64S	1	22	9	16	1	49	0	97
65	0	1	27	17	2	47	0	355
66	0	2	36	25	2	65	0	403
67	2	6	50	24	4	86	0	351
68	3	4	13	44	8	72	0	323
69	2	3	25	62	12	104	0	414
70	3	8	14	76	15	116	1	434
71	3	1	14	63	8	89	0	402
72	0	0	30	57	7	94	0	379
73	0	2	38	45	7	92	0	460
74	1	13	42	69	4	129	0	497
75	0	1	28	69	7	105	1	380
76	2	5	32	31	5	75	0	317
77	2	3	30	33	8	76	0	408
78	0	2	17	52	5	76	0	378
79	0	5	18	26	5	54	0	391
80	0	3	29	30	4	66	0	292

Vancouver-Fairview
Voting results by voting area

Voting area (continued)	Jodie Emery BCM	Wilf Hanni CP	Margaret MacDiarmid LIB	Jenn McGinn NDP	Jane Sterk GP	Total valid votes	Rejected ballots	Registered voters
81	0	2	19	18	3	42	0	354
82S *7	-	-	-	-	-	-	-	52
83	1	2	36	24	6	69	0	390
84	0	0	30	28	4	62	0	299
85S *2	3	12	27	17	5	64	1	64
86	2	1	55	26	7	91	0	407
87	0	1	54	19	4	78	0	397
88	0	0	19	12	2	33	0	327
89	1	1	21	18	2	43	0	299
90	0	2	14	23	7	46	0	161
91 *4	-	-	-	-	-	-	-	178
92 *4	0	5	24	38	5	72	1	435
93	0	2	24	35	10	71	0	330
94	1	2	17	36	10	66	0	333
95	1	5	39	72	11	128	0	494
96	0	1	31	45	11	88	0	314
97	2	4	45	48	9	108	0	421
98	0	0	29	69	8	106	0	374
99	3	4	39	75	15	136	0	425
100	3	2	37	53	6	101	0	392
101	0	1	36	53	6	96	1	365
102	1	1	68	30	8	108	1	450
103	1	4	21	45	4	75	0	388
104	4	2	31	50	6	93	0	389
105	0	2	66	43	13	124	0	396
106	2	5	36	78	7	128	0	463
107	1	4	31	40	3	79	0	300
108	0	4	56	64	7	131	0	516
109	0	5	20	28	6	59	0	352
110 *5	0	2	46	17	5	70	0	385
111	0	2	44	20	1	67	0	369
112S *5	-	-	-	-	-	-	-	15
113	1	3	69	10	1	84	0	369
114	2	1	76	11	11	101	0	381
115	1	10	49	24	7	91	0	485
116	0	7	56	9	0	72	0	319
117S *6	-	-	-	-	-	-	-	67
118S *7	-	-	-	-	-	-	-	2
119	1	6	76	49	6	138	1	402
120S *6	-	-	-	-	-	-	-	22
121	1	2	50	18	4	75	0	369
122	1	0	21	16	5	43	0	189
123	2	2	66	37	6	113	1	402
124	1	2	81	30	3	117	0	472
125	0	4	64	48	7	123	0	419

Vancouver-Fairview
Voting results by voting area

Voting area (continued)	Jodie Emery BCM	Wilf Hanni CP	Margaret MacDiarmid LIB	Jenn McGinn NDP	Jane Sterk GP	Total valid votes	Rejected ballots	Registered voters
126	1	1	9	37	6	54	1	244
127S *6	2	11	6	12	0	31	2	53
Sub totals	155	476	4,782	5,485	856	11,754	24	45,573
S. 98 Special	0	0	0	0	0	0	0	
S. 99 Absentee - in ED	11	11	139	234	40	435	0	
S. 100 Absentee - out of ED	0	2	1	9	1	13	2	
S. 101 Absentee - advance	0	0	0	1	0	1	0	
S. 104 Voting in DEO office	0	0	10	18	3	31	2	
S. 106 Voting by mail	0	0	4	5	0	9	1	
Grand totals	166	489	4,936	5,752	900	12,243	29	
% of valid votes	1.36%	3.99%	40.32%	46.98%	7.35%			

Summary:

Valid votes - General & advance	11,754	96.01%	Total valid votes
s. 98 Special	0	0.00%	Total valid votes
s. 99 Absentee - in ED	435	3.55%	Total valid votes
s. 100 Absentee - out of ED	13	0.11%	Total valid votes
s. 101 Absentee - advance	1	0.01%	Total valid votes
s. 104 Voting in DEO office	31	0.25%	Total valid votes
s. 106 Voting by mail	9	0.07%	Total valid votes
Total valid votes	12,243		
Rejected ballots	29	0.24%	Ballots cast
Registered voters who voted	12,272	26.93%	Registered voters
Registered voters	45,573		
Candidate elected:	Jenn McGinn (NDP)		

*1 Voting areas 13A, 13B and 14 combined

*2 Voting areas 22S and 85S combined

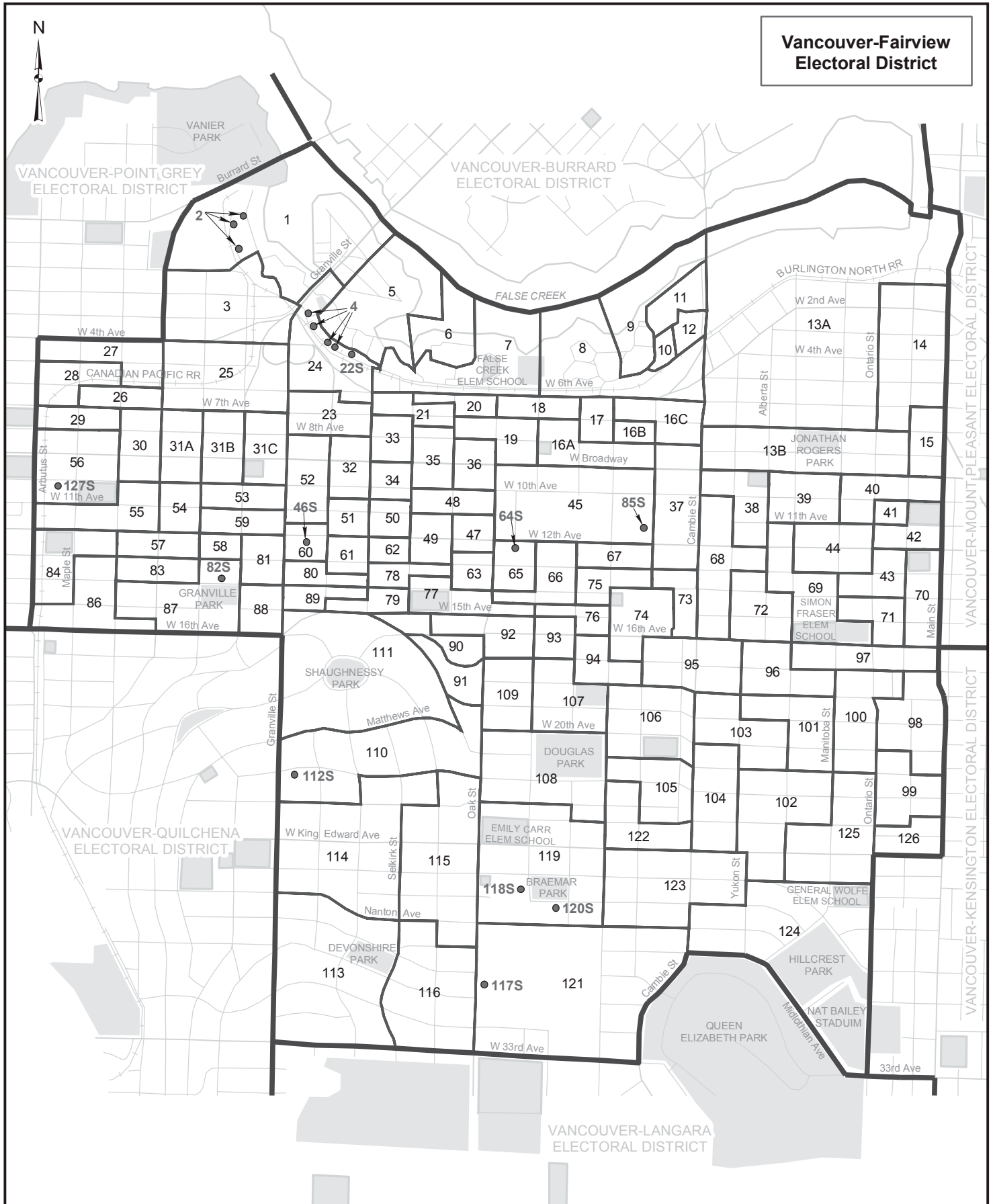
*3 Voting areas 62 and 63 combined

*4 Voting areas 91 and 92 combined

*5 Voting areas 110 and 112S combined

*6 Voting areas 117S, 120S and 127S combined

*7 Voting areas 46S, 82S and 118S combined



Election financing

Introduction

Financial agents for candidates, registered political parties represented by a candidate in an election and associated registered constituency associations must file an election financing report with the CEO within 90 days after General Voting Day. Where a registered political party was represented by a candidate in both electoral districts, the political party was required by the *Election Act* to submit two election financing reports. The filing deadline for the Vancouver-Burrard and Vancouver-Fairview by-elections was January 27, 2009.

The following summaries include financial information from the original election financing reports filed with the CEO, some of which may have been subsequently amended. To facilitate the timely publication of this report, the following information reflects the financing reports as filed by financial agents and has not been reviewed by Elections BC to ensure accuracy or completeness. To access finalized copies of the election financing reports that have been reviewed by staff, visit the Elections BC website. Elections BC does not include cents in the summaries and, as a result, there may be small differences from the original reports due to rounding.

A registered election advertising sponsor who sponsors election advertising with a value of \$500 or more during a campaign period must submit an election advertising disclosure report with the CEO within 90 days after General Voting Day. Sponsors who conducted election advertising for both by-elections were required to submit two election advertising sponsor disclosure reports if \$500 or more was spent in both by-elections.

Election expenses limits

As the Vancouver-Burrard and Vancouver-Fairview by-elections were called before November 29, 2008, the amendments to candidate and registered political party election expenses limits contained in the *Election Amendment Act, 2008* did not apply.

Registered constituency associations are prohibited from incurring election expenses except on behalf of a nominee prior to that individual receiving their certificate of candidacy, and any such expenses are considered to be election expenses of the candidate. Therefore, constituency associations do not have an election expenses limit.

Election advertising sponsors were not subject to spending limits during the by-elections.

The election expenses limits base for candidates was \$50,000. The base amount for candidates was adjusted because each electoral district had more than 25,000 registered voters. For registered political parties, the expenses limit was \$1.25 for every registered voter on the revised voters list produced on October 15, 2008. These base amounts were adjusted to reflect changes in the Consumer Price Index.

Vancouver-Burrard

There were 58,800 registered voters on the revised voters list for Vancouver-Burrard. The expenses limits for the by-election were:

- \$91,875.00 for registered political parties
- \$83,625.00 for candidates

Vancouver-Fairview

There were 45,019 registered voters on the revised voters list for Vancouver-Fairview. The expenses limits for the by-election were:

- \$70,342.19 for registered political parties
- \$75,011.88 for candidates

Registered political parties

The election financing information in this report includes both the total inflows and total outflows for each registered political party which endorsed a candidate. Total inflows and total outflows may not be equal. This commonly occurs when assets held prior to a campaign period are used, and therefore reported as election expenses but not as inflows. Differences also occur because the reporting periods are different for inflows and outflows.

Total inflows include income and loans received. Except for other income, total inflows are reported from January 1, 2008 to the close of voting on General Voting Day. Other income is miscellaneous income related to the election only.

Political contributions: an amount of money or the value of any property or services provided without compensation by way of donation, advance, deposit, discount or otherwise.

Transfers received: non-reciprocal receipts of money, goods or services from a registered constituency association or a candidate.

Fundraising income: the portion of income from fundraising functions that is not reported as political contributions.

Other income: income related to the election from miscellaneous sources.

Loans received: the original amount of loans received for election expenses. Some or all of the loan may have been repaid.

Total outflows are related to the campaign only and are segregated as follows:

Election expenses subject to the expenses limits: the value of property or services used during the campaign period, by or on behalf of a registered political party, registered constituency association or a candidate to promote or oppose a registered political party or a candidate (e.g. advertising and campaign office expenses). The campaign period is the time between when an election is called and the close of general voting. The *Election Act* limits the amount of election expenses a registered political party or candidate can incur.

Election expenses not subject to the expenses limits: election expenses specifically excluded from the election expenses limits (e.g. audit fees). This type of expense is described in section 203 of the *Election Act*.

Other expenses: the value of goods and services used outside the campaign period but in relation to the election.

Transfers given: non-reciprocal provision of money, goods or services to a registered constituency association or a candidate.

Registered constituency associations

Registered constituency associations are prohibited from incurring election expenses, except on behalf of a nominee prior to that individual receiving their certificate of candidacy. All election expenses incurred on behalf of a nominee must be included in the candidate's election expenses. Therefore, constituency associations do not report any expenses in their election financing reports. The only outflows reported are transfers given between January 1, 2008 and General Voting Day. Total inflows include income and loans received. Income is from January 1, 2008 to the close of voting on General Voting Day.

Political contributions: an amount of money or the value of any property or services provided without compensation by way of donation, advance, deposit, discount or otherwise.

Transfers received: non-reciprocal receipts of money, goods or services from a registered political party or a candidate.

Fundraising income: the portion of income from fundraising functions that is not reported as political contributions.

Loans received: the original amount of loans received for election expenses. Some or all of the loan may have been repaid.

The only outflows reported by registered constituency associations in election financing reports are:

Transfers given: non-reciprocal provision of money, goods or services to a registered political party or a candidate.

Candidates

The election financing information for candidates in this report includes both the total inflows and outflows. Total inflows and total outflows may not be equal. This commonly occurs when items owned by a candidate prior to a campaign period are used, and therefore reported as election expenses but not as inflows.

Political contributions: an amount of money or the value of any property or services provided without compensation by way of donation, advance, deposit, discount or otherwise.

Transfers received: non-reciprocal receipts of money, goods or services from a registered political party or registered constituency association.

Fundraising income: the portion of income from fundraising functions that is not reported as political contributions.

Other income: income related to the election from miscellaneous sources.

Loans received: the original amount of loans received for election expenses. Some or all of the loan may have been repaid.

Total outflows are segregated as follows:

Election expenses subject to the expenses limits: the value of property or services used during the campaign period, by or on behalf of a registered political party, registered constituency association, or a candidate to promote or oppose a registered political party or a candidate (e.g. advertising and campaign office expenses). The campaign period is the time between when an election is called and the close of general voting. The *Election Act* limits the amount of election expenses a registered political party or candidate can incur.

Election expenses not subject to the expenses limits: election expenses specifically excluded from the election expenses limits (e.g. nomination deposits and audit fees). This type of expense is described in section 203 of the *Election Act*.

Other expenses: the value of goods and services used outside the campaign period but in relation to the election.

Transfers given: non-reciprocal provision of money, goods or services to a registered political party or registered constituency association.

Election advertising sponsors

All election advertising sponsors must be registered. Under section 244 of the *Election Act*, an election advertising sponsor is not required to file a disclosure report if, during the campaign period, the advertising sponsored did not have a total value of \$500 or more.

If an election advertising sponsor conducted election advertising with a value of \$500 or more in relation to a by-election, the election advertising sponsor was required by the *Election Act* to submit a disclosure report for each by-election where the \$500 reporting threshold was reached.

The summaries of disclosure reports for election advertising sponsors who sponsored advertising with a total value of \$500 or more in either by-election are included in this report.

The following election advertising sponsors indicated that they did not sponsor election advertising with a value of \$500 or more during the Vancouver-Burrard and Vancouver-Fairview by-elections:

- Alberni District Teachers' Union
- B.C. Retired Teachers' Association
- BC Citizens For Public Power
- BC Ferry & Marine Workers' Union
- British Columbia Teachers' Federation
- Burns Lake District Teachers' Association
- Business Council of British Columbia
- Campbell River District Teachers' Association
- Canadian Alliance For Social Justice And Family Values Association, The
- Canadian Union of Public Employees
- Central Okanagan Teachers' Association
- Coast Forest Products Association
- Community Action for Justice Coalition

- Comox Valley Association for Good Government
- Concerned Construction Companies of Kamloops
- Cranbrook District Teachers' Association - Local 02
- Federation of Post-Secondary Educators of BC
- Health Sciences Association of British Columbia
- Hospital Employees' Union
- International Union of Painters and Allied Trades, District 38
- Mount Arrowsmith Teachers' Association
- Nelson District Teachers' Association
- Persons with AIDS Society of British Columbia
- Revelstoke Teachers' Association
- Surrey Teachers' Association
- Terrace District Teachers' Union
- United Food & Commercial Workers Union, Local 1518
- United Steelworkers, District 3
- Vancouver Elementary School Teachers' Association

Other than the election advertising sponsors listed above and those whose reports are summarized in the following tables, the remaining election advertising sponsors registered with Elections BC did not file disclosure reports. As they were registered prior to 2008 and no election advertising in relation to the by-elections has come to our attention, Elections BC has assumed that they did not sponsor election advertising with a value of \$500 or more. A full listing of all registered election advertising sponsors is available on the Elections BC website.

The following definitions are relevant to election advertising sponsors:

Election advertising: advertising used during a campaign period to promote or oppose, directly or indirectly, a candidate or registered political party.

Contributions: money provided to a sponsor of election advertising during the period beginning six months before an election is called and ending on General Voting Day.

Amount of sponsor's assets used: the value of the sponsor's assets used to pay for election advertising. This amount does not include contributions referred to above.

Value of election advertising: the market value of preparing and conducting election advertising.

Filing deadlines

All election financing reports for the Vancouver-Burrard and Vancouver-Fairview by-elections were due on January 27, 2009. The following registered political party filed election financing reports after the deadline established by the *Election Act*:

Green Party Political Association of British Columbia Vancouver-Burrard
Green Party Political Association of British Columbia Vancouver-Fairview

Vancouver-Burrard election financing reports

Table 14: Vancouver-Burrard candidate election financing reports

Candidate	Marc Emery BCM	Arthur Griffiths LIB	Spencer Herbert NDP	Ian McLeod CP	Drina Alicia Read GP
	\$	\$	\$	\$	\$
Inflows					
Political contributions					
Individuals	1,408	14,937	-	300	989
Corporations	-	3,100	-	-	700
Unincorporated businesses/commercial organizations	-	-	-	-	1,000
Trade unions	-	-	2,809	-	-
Non-profit organizations	-	-	-	-	-
Other identifiable contributors	-	-	-	-	-
Anonymous contributions	-	-	-	-	9
Total political contributions	1,408	18,037	2,809	300	2,698
Transfers received	-	54,233	56,682	2,079	-
Fundraising income	-	-	-	-	-
Other income	-	100	184	-	-
Loans received	-	25,120	-	-	-
Total inflows	1,408	97,490	59,675	2,379	2,698
Outflows					
Election expenses subject to expenses limit	-	80,627	57,477	2,079	2,288
Election expenses not subject to expenses limit	1,408	-	2,600	100	386
Other expenses	-	10,789	2,036	-	-
Transfers given	-	-	-	200	15
Total outflows	1,408	91,416	62,113	2,379	2,689
Election expenses limit	83,625	83,625	83,625	83,625	83,625

Vancouver-Burrard election financing reports

Table 15: Vancouver-Burrard registered political party election financing reports

Registered political party	British Columbia Conservative Party	British Columbia Liberal Party	British Columbia Marijuana Party	Green Party Political Association of British Columbia	New Democratic Party of B.C.
	\$	\$	\$	\$	\$
Inflows					
Political contributions					
Individuals	9,765	1,558,385	-	103,631	1,684,110
Corporations	-	3,426,892	-	400	26,990
Unincorporated business/commercial organizations	-	456,166	-	-	1,575
Trade unions	-	3,040	-	-	472,120
Non-profit organizations	-	-	-	-	5,025
Other identifiable contributors	-	320,010	-	-	200
Anonymous contributions	210	10,000	-	30	4,723
Total political contributions	9,975	5,774,493	-	104,061	2,194,743
Transfers received	8,920	-	-	10,946	10,864
Fundraising income	3,800	310,024	-	1,330	89,027
Other income	-	12,265	-	1,038	71,756
Loans received	-	3,000,000	-	10,000	650,000
Total inflows	22,695	9,096,782	-	127,375	3,016,390
Outflows					
Election expenses subject to expenses limit	517	16,151	-	6,219	36,015
Election expenses not subject to expenses limit	-	152,502	-	6,970	1,935
Other expenses	-	1,038,813	-	86,115	152,552
Transfers given	11,995	54,233	-	-	419,605
Total outflows	12,512	1,261,699	-	99,304	610,107
Election expenses limit	91,875	91,875	91,875	91,875	91,875

Vancouver-Burrard election financing reports

Table 16: Vancouver-Burrard constituency association election financing reports

Constituency association	New Democratic Party of B.C.
	\$
Inflows	
Political contributions	
Individuals	3,200
Corporations	500
Unincorporated business/commercial organizations	-
Trade unions	-
Non-profit organizations	-
Other identifiable contributors	-
Anonymous contributions	-
Total political contributions	3,700
Fundraising income	-
Transfers received	2,689
Loans received	-
Total inflows	6,389
Transfers given	12,932

Table 17: Vancouver-Burrard election advertising sponsor disclosure reports

Election advertising sponsor	British Columbia Federation of Labour	Community Business and Professionals Association of Canada	Council Of Senior Citizen's Organizations of BC (COSCO), The
	\$	\$	\$
Inflows			
Contributions			
Individuals	-	-	-
Corporations	-	-	-
Unincorporated businesses/commercial organizations	-	-	-
Trade unions	-	-	-
Non-profit organizations	-	-	-
Other contributors	-	-	-
Anonymous contributions	-	-	-
Total contributions	0	0	0
Amount of sponsor's assets used	2,739	971	2,058
Total inflows	2,739	971	2,058
Total value of election advertising sponsored	2,739	971	2,058

Vancouver-Fairview election financing reports

Table 18: Vancouver-Fairview candidate election financing reports

Candidate	Jodie Emery BCM	Wilf Hanni CP	Margaret MacDiarmid LIB	Jenn McGinn NDP	Jane Sterk GP
	\$	\$	\$	\$	\$
Inflows					
Political contributions					
Individuals	430	3,191	5,590	165	6,249
Corporations	-	-	-	1,032	1,500
Unincorporated businesses/commercial organizations	-	-	-	-	-
Trade unions	-	-	-	11,860	-
Non-profit organizations	-	-	-	-	-
Other identifiable contributors	-	-	-	-	-
Anonymous contributions	-	-	-	-	-
Total political contributions	430	3,191	5,590	13,057	7,749
Transfers received	-	3,695	86,402	53,960	-
Fundraising income	-	-	-	-	-
Other income	-	-	100	175	-
Loans received	-	-	-	-	-
Total inflows	430	6,886	92,092	67,192	7,749
Outflows					
Election expenses subject to expenses limit	-	3,685	68,488	59,484	5,557
Election expenses not subject to expenses limit	430	1,122	3,900	173	2,196
Other expenses	-	-	14,114	5,584	20
Transfers given	-	2,079	5,590	1,951	-
Total outflows	430	6,886	92,092	67,192	7,773
Election expenses limit	75,012	75,012	75,012	75,012	75,012

Vancouver-Fairview election financing reports

Table 19: Vancouver-Fairview registered political party election financing reports

Registered political party	British Columbia Conservative Party	British Columbia Liberal Party	British Columbia Marijuana Party	Green Party Political Association of British Columbia	New Democratic Party of B.C.
	\$	\$	\$	\$	\$
Inflows					
Political contributions					
Individuals	9,765	1,558,385	-	103,631	1,684,110
Corporations	-	3,426,892	-	400	26,990
Unincorporated business/commercial organizations	-	456,166	-	-	1,575
Trade unions	-	3,040	-	-	472,120
Non-profit organizations	-	-	-	-	5,025
Other identifiable contributors	-	320,010	-	-	200
Anonymous contributions	210	10,000	-	30	4,723
Total political contributions	9,975	5,774,493	-	104,061	2,194,743
Transfers received	8,920	5,590	-	10,946	10,864
Fundraising income	3,800	310,024	-	1,330	89,027
Other income	-	12,265	-	1,038	71,756
Loans received	-	3,000,000	-	10,000	650,000
Total inflows	22,695	9,102,372	-	127,375	3,016,390
Outflows					
Election expenses subject to expenses limit	517	38,736	-	6,219	35,964
Election expenses not subject to expenses limit	-	152,502	-	6,970	1,935
Other expenses	-	1,038,813	-	86,115	152,552
Transfers given	11,995	86,402	-	-	419,605
Total outflows	12,512	1,316,453	-	99,304	610,056
Election expenses limit	70,342	70,342	70,342	70,342	70,342

Vancouver-Fairview election financing reports

Table 20: Vancouver-Fairview constituency association election financing reports

Constituency association	New Democratic Party of B.C.
	\$
Inflows	
Political contributions	
Individuals	-
Corporations	-
Unincorporated business/commercial organizations	-
Trade unions	-
Non-profit organizations	-
Other identifiable contributors	-
Anonymous contributions	-
Total political contributions	-
Fundraising income	-
Transfers received	8,591
Loans received	-
Total inflows	8,591
Transfers given	10,005

Table 21: Vancouver-Fairview election advertising sponsor disclosure reports

Election advertising sponsor	British Columbia Federation of Labour	Community Business and Professionals Association of Canada	Council Of Senior Citizen's Organizations of BC (COSCO), The
	\$	\$	\$
Inflows			
Contributions			
Individuals	-	-	-
Corporations	-	-	-
Unincorporated businesses/commercial organizations	-	-	-
Trade unions	-	-	-
Non-profit organizations	-	-	-
Other contributors	-	-	-
Anonymous contributions	-	-	-
Total contributions	0	0	0
Amount of sponsor's assets used	2,739	971	2,058
Total inflows	2,739	971	2,058
Total value of election advertising sponsored	2,739	971	2,058

Elections BC by-election expenses

Vancouver-Burrard expenses

The following expenses were incurred by Elections BC in administering the Vancouver-Burrard by-election.

Central office expenses

Expense categories	\$
Salaries	10,761
Travel	5,717
Information technology	23,398
General office services/supplies	30,192
Where to Vote cards (printing/postal)	33,780
Advertising	72,378
Total	176,226

District electoral office expenses

Expense Categories	\$
District Electoral Officer salary & benefits	15,395
Deputy District Electoral Officers salary & benefits	11,908
Registration clerk fees	240
Voting official fees	137,610
Support staff salaries	29,837
Travel	144
Information technology	10,319
General office services/supplies	12,611
Ballot printing	10,246
Voting place rental	16,655
Office rental	21,636
Total	266,601
Total election expenses	442,827
Number of registered voters on General Voting Day	59,615
Cost per registered voter	\$7.43

Vancouver-Fairview expenses

The following expenses were incurred by Elections BC in administering the Vancouver-Fairview by-election.

Central office expenses

Expense categories	\$
Salaries	11,061
Travel	6,148
Information technology	22,728
General office services/supplies	23,551
Where to Vote cards (printing/postal)	29,928
Advertising	77,614
Total	171,030

District electoral office expenses

Expense categories	\$
District Electoral Officer salary & benefits	19,718
Deputy District Electoral Officers salary & benefits	12,313
Registration clerk fees	240
Voting official fees	114,802
Support staff salaries	25,321
Travel	472
Information technology	9,707
General office services/supplies	12,610
Ballot printing	8,037
Voting place rental	12,770
Office rental	22,200
Total	238,190

Total election expenses	409,220
--------------------------------	----------------

Number of registered voters on General Voting Day	45,573
--	---------------

Cost per registered voter	\$8.98
----------------------------------	---------------

Appendices

Appendix 1: Orders of the Chief Electoral Officer

Under section 280 of the *Election Act*, the CEO may, by specific or general order, make exceptions to the Act if, in the opinion of the CEO, it is necessary because of an emergency, a mistake or extraordinary circumstances. The CEO must report on an order and the circumstances under which it was made.

One order was made by the CEO relating to the Vancouver-Burrard and Vancouver-Fairview by-elections. The order is reproduced below:

Order number: ORD001-2008

Circumstances in which Order is made

The endorsement of candidates representing the BC Liberal Party in the October 29, 2008 by-elections in the electoral districts of Vancouver-Burrard and Vancouver-Fairview were received and accepted by Elections BC on October 10, 2008. On October 16, 2008, the date set for the close of nominations, it was discovered that the endorsement document was not signed by two principal officers of the party, as required by s. 60 of the *Election Act*. The political party had not been advised by Elections BC of the error until the time of the close of nominations, which is the deadline for filing party endorsements.

In my opinion, these circumstances make the following Order necessary.

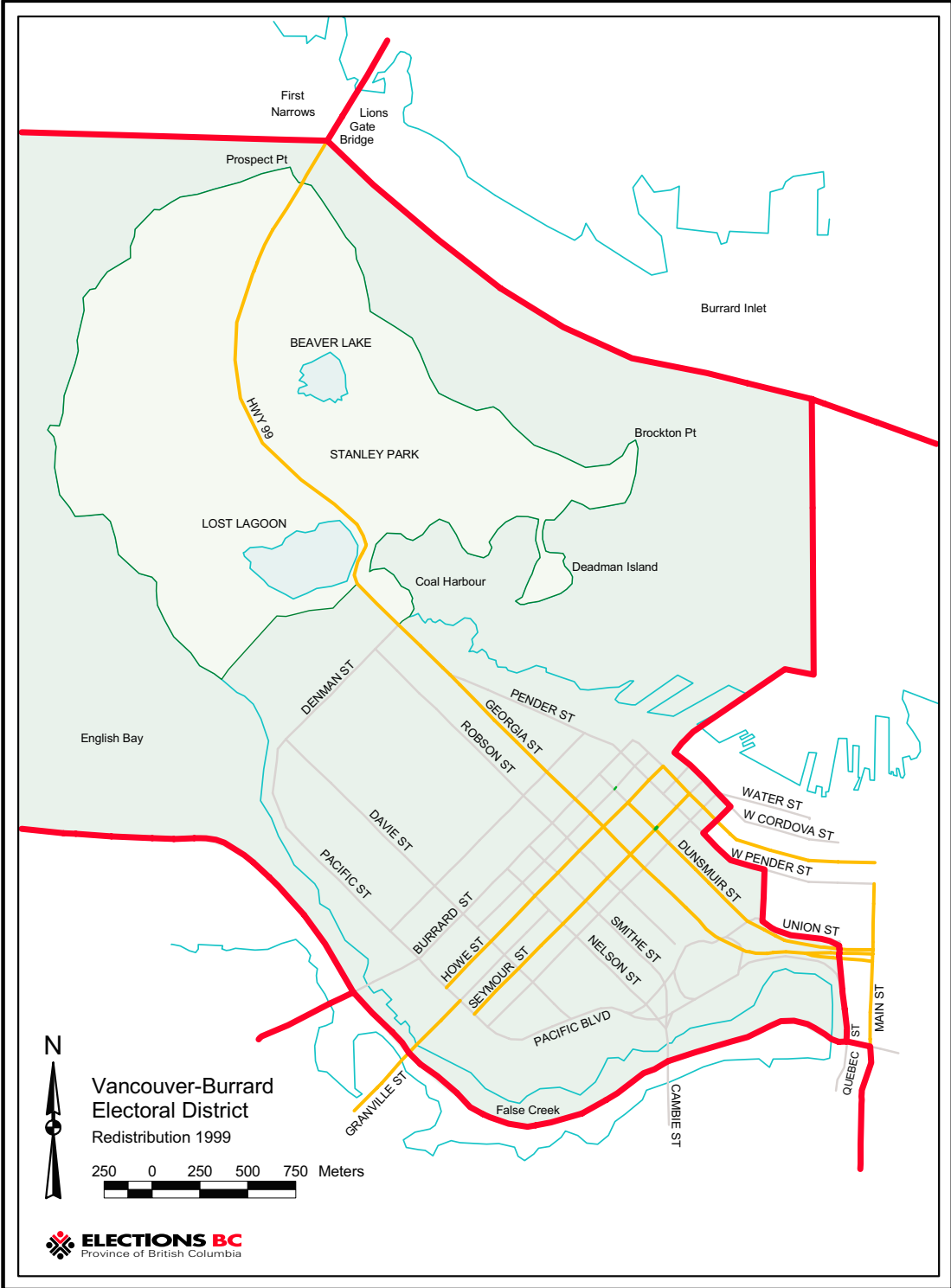
Application of Order

This Order applies to Arthur Griffiths, candidate for the BC Liberal Party in the October 29, 2008 by-election in the Vancouver-Burrard electoral district, and Margaret MacDiarmid, candidate for the BC Liberal Party in the October 29, 2008 by-election in the Vancouver-Fairview electoral district.

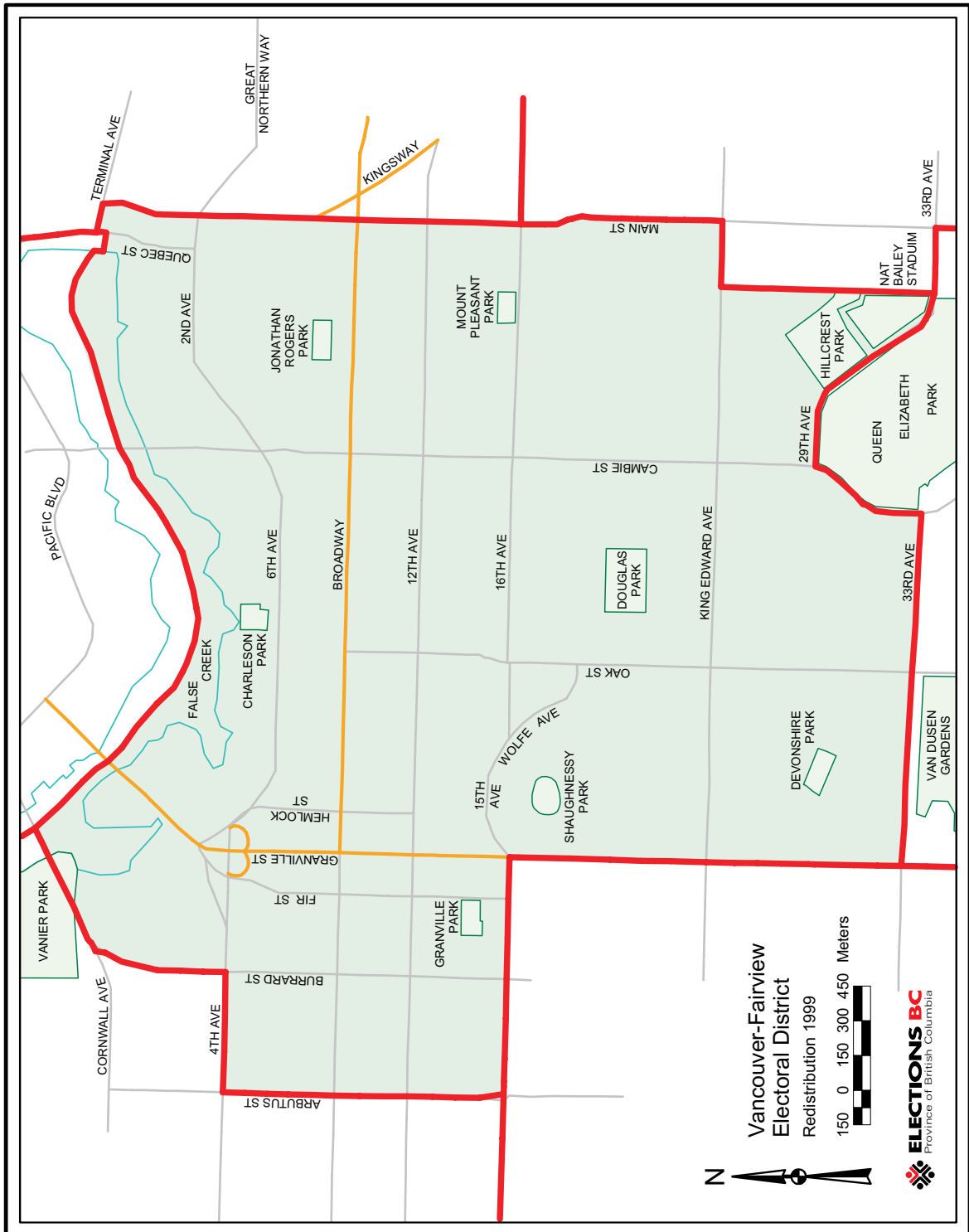
Exception provided by Order

Despite section 60 (1) (a), the Chief Electoral Officer will accept the endorsement of candidates by the BC Liberal Party in the above-noted by-elections no later than 4:30 p.m., Pacific time, on October 17, 2008.

Appendix 2: Vancouver-Burrard electoral district map



Appendix 3: Vancouver-Fairview electoral district map



Mailing Address:

PO Box 9275 Stn Prov Govt
Victoria BC V8W 9J6

Phone: (250) 387-5305

Toll-free: 1-800-661-8683 / TTY 1-888-456-5448

Fax: (250) 387-3578

Toll-free Fax: 1-866-466-0665

Email: electionsbc@elections.bc.ca

Website: www.elections.bc.ca

