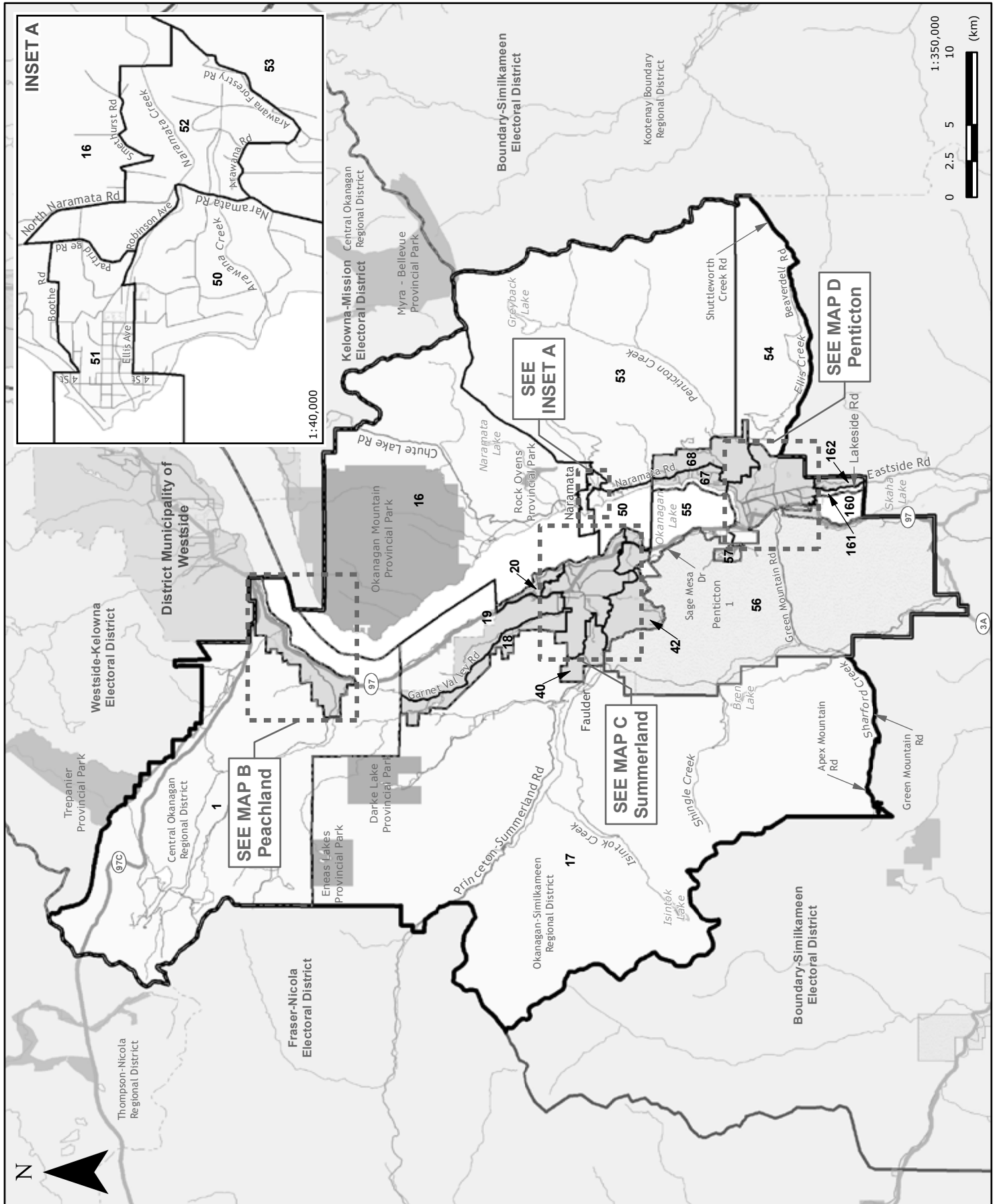
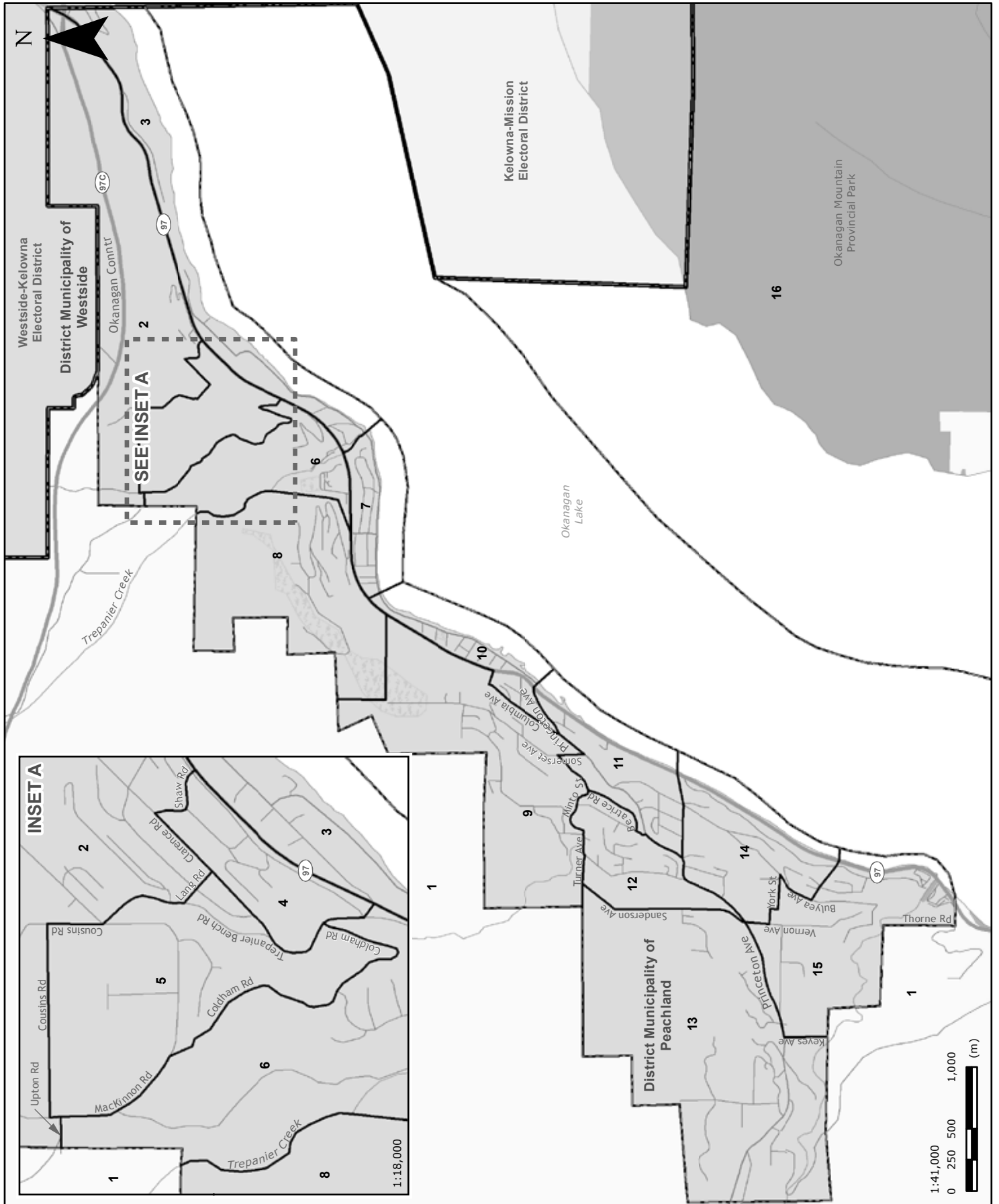
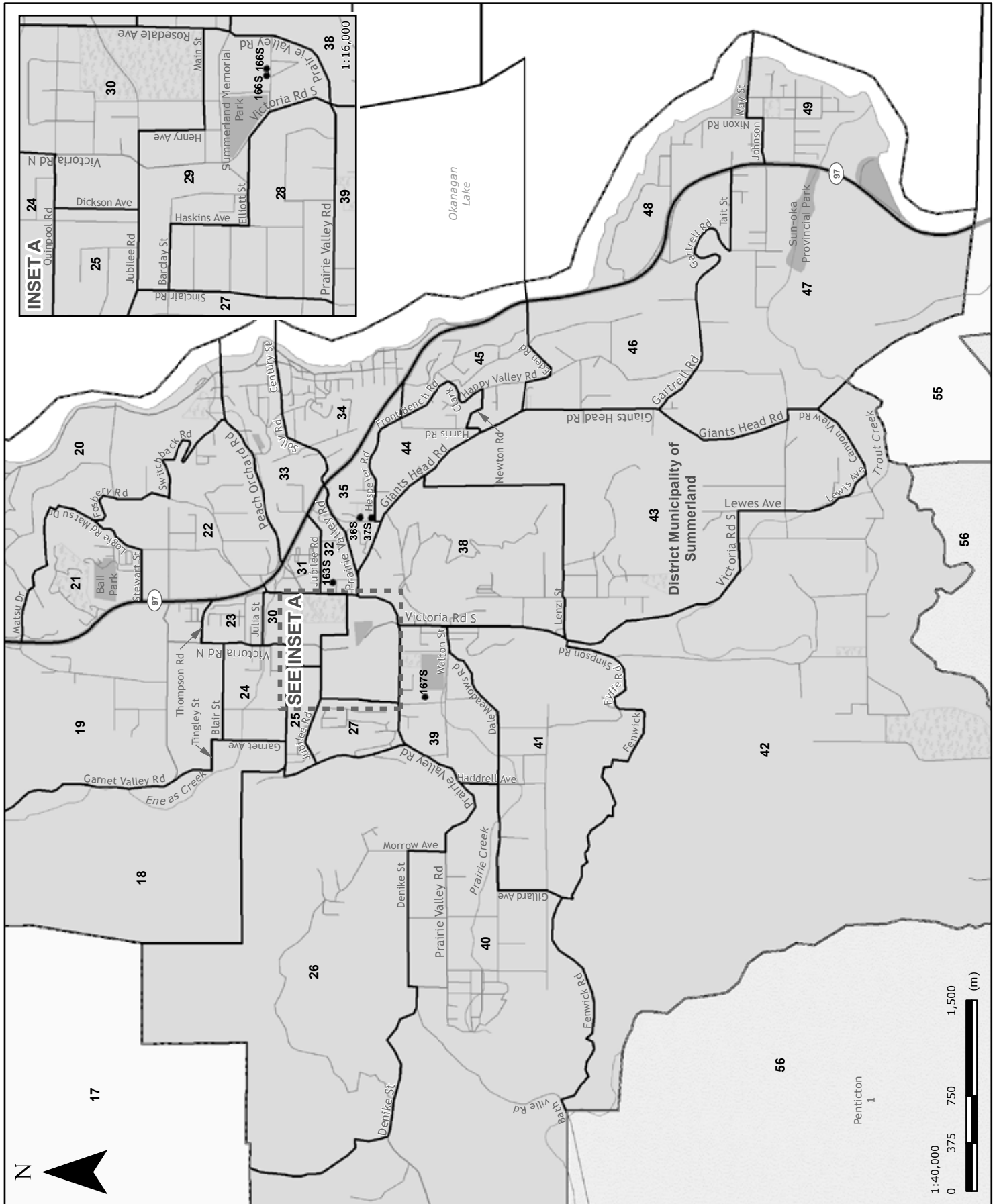


Penticton (PEN)
MAP A - Penticton Electoral District





Penticton (PEN)
MAP C - Summerland





Penticton (PEN)
Voting results by voting area

Statement of Votes
 40th Provincial General Election
 May 14, 2013

	Dan Ashton	Richard James Cannings	Doug Maxwell	Sean Upshaw	Total valid votes	Rejected ballots	Registered voters
	LIB	NDP	FP	CP			
Advance voting							
Peachland Community Centre	394	186	21	66	667	0	
Penticton Seniors Centre	967	928	99	241	2,235	5	
Penticton Trade & Convention Centre	732	1,014	86	183	2,015	6	
Summerland United Church	635	648	55	110	1,448	8	
General voting							
Voting area							
1	38	18	1	6	63	1	186
2	82	33	2	11	128	1	347
3	45	28	3	9	85	1	233
4	29	18	1	16	64	1	174
5	44	23	5	9	81	0	203
6	78	39	7	10	134	1	302
7	52	42	9	8	111	1	320
8	109	60	8	20	197	1	449
9	65	37	6	18	126	0	325
10	37	27	5	11	80	0	181
11	64	37	4	16	121	0	281
12	90	28	6	13	137	0	329
13	62	67	5	15	149	1	329
14	59	49	4	20	132	0	325
15	73	42	11	14	140	1	346
16	46	77	2	4	129	3	237
17	71	34	13	10	128	3	337
18	30	16	8	3	57	0	179
19	74	39	4	9	126	1	318
20	73	37	5	4	119	0	258
21	64	41	3	14	122	0	271
22	57	50	3	4	114	1	263
23	54	43	2	12	111	0	253
24	42	28	4	11	85	1	258
25	49	50	3	17	119	1	302
26	61	44	4	8	117	0	287
27	70	57	6	18	151	0	350
28	65	57	6	9	137	0	328
29	39	20	5	6	70	0	192
30	38	35	6	14	93	0	321
31	65	43	4	15	127	0	303
32	35	21	2	7	65	1	195
33	75	80	12	10	177	1	367
34	67	48	3	10	128	0	336
35	38	27	1	8	74	0	225
36S *4	-	-	-	-	-	-	35
37S *4	-	-	-	-	-	-	111
38	50	44	2	9	105	0	311
39	41	29	4	7	81	0	261
40	41	32	5	7	85	0	206

Voting area (continued)	Dan Ashton	Richard James Cannings	Doug Maxwell	Sean Upshaw	Total valid votes	Rejected ballots	Registered voters
	LIB	NDP	FP	CP			
41	42	27	5	7	81	0	225
42	64	48	2	11	125	1	325
43	80	57	6	11	154	0	407
44	66	38	3	4	111	1	277
45	58	33	7	17	115	0	282
46	46	31	2	4	83	0	197
47	56	44	6	13	119	0	280
48	78	37	5	14	134	0	262
49	78	58	3	14	153	0	308
50	73	97	1	7	178	0	327
51	52	100	4	6	162	1	314
52	60	67	4	4	135	0	250
53	79	57	4	6	146	1	326
54	29	8	1	1	39	0	174
55	68	63	8	6	145	0	290
56	23	21	4	6	54	1	219
57	84	42	5	20	151	1	354
58	88	69	6	11	174	1	344
59	54	60	2	11	127	0	276
60	76	19	6	10	111	0	244
61	67	46	6	13	132	1	309
62	13	19	9	6	47	0	229
63	51	43	9	8	111	1	325
64	31	55	3	9	98	0	372
65	53	20	0	2	75	0	225
66	42	28	2	3	75	0	216
67	57	56	2	5	120	0	307
68	100	50	2	13	165	1	352
69	75	74	5	7	161	1	338
70	58	69	5	7	139	1	262
71	51	71	14	3	139	0	341
72S *1	53	58	10	22	143	3	91
73	31	23	4	3	61	0	234
74	26	39	10	1	76	2	311
75	16	42	4	3	65	0	268
76	19	35	2	10	66	0	205
77S *3	-	-	-	-	-	-	57
78	19	23	7	11	60	0	217
79	34	42	5	15	96	0	351
80	25	38	4	13	80	1	279
81	31	53	9	11	104	0	319
82	41	43	5	8	97	0	344
83	31	48	18	11	108	1	260
84	16	34	5	5	60	0	278
85	18	34	1	9	62	0	276
86	22	39	4	5	70	0	290
87	59	48	12	10	129	2	281
88	47	42	10	15	114	0	267
89	44	23	1	4	72	1	168
90	33	55	3	5	96	0	305

Penticton (PEN)
Voting results by voting area

Statement of Votes
 40th Provincial General Election
 May 14, 2013

	Dan Ashton	Richard James Cannings	Doug Maxwell	Sean Upshaw	Total valid votes	Rejected ballots	Registered voters
Voting area (continued)	LIB	NDP	FP	CP			
91	43	60	10	9	122	2	306
92	26	24	4	4	58	0	273
93	36	37	6	9	88	1	322
94	27	50	6	6	89	0	319
95	19	31	6	6	62	0	314
96	24	22	4	3	53	0	168
97	25	36	7	7	75	0	266
98	49	53	10	7	119	2	299
99	45	42	5	14	106	1	342
100	52	40	8	8	108	0	355
101S *3	-	-	-	-	-	-	56
102	50	68	15	14	147	0	377
103	23	56	2	7	88	1	316
104S *2	-	-	-	-	-	-	94
105	16	18	7	8	49	0	192
106S *3	-	-	-	-	-	-	58
107	30	55	7	15	107	0	339
108	53	54	7	9	123	1	262
109	49	75	11	6	141	1	323
110	78	48	8	10	144	0	304
111	43	38	5	7	93	0	247
112	57	61	5	11	134	0	314
113	34	37	8	9	88	2	309
114	36	40	6	8	90	1	207
115	84	67	7	15	173	0	370
116	41	62	3	10	116	1	313
117	59	50	4	10	123	0	272
118	39	26	2	4	71	1	161
119	39	38	3	5	85	0	264
120	35	55	10	13	113	0	312
121S *1	-	-	-	-	-	-	6
122S *2	86	54	9	17	166	4	78
123	50	55	6	7	118	2	350
124	36	25	7	3	71	0	218
125	24	32	3	6	65	1	192
126	50	41	11	16	118	1	262
127	36	37	7	8	88	0	277
128	43	25	9	21	98	0	231
129S *1	-	-	-	-	-	-	78
130	79	31	4	15	129	0	251
131	44	34	0	5	83	0	254
132	22	23	4	4	53	0	178
133	84	46	6	10	146	0	325
134	57	36	9	6	108	1	223
135	57	37	0	2	96	0	224
136	118	67	8	21	214	0	449
137	58	36	0	17	111	0	253
138	62	37	10	16	125	0	321
139	60	44	6	22	132	2	339
140	59	54	5	26	144	1	345

	Dan Ashton	Richard James Cannings	Doug Maxwell	Sean Upshaw	Total valid votes	Rejected ballots	Registered voters
Voting area (continued)	LIB	NDP	FP	CP			
141	51	49	3	7	110	0	295
142	22	24	4	7	57	0	254
143	54	38	11	9	112	1	346
144S *3	58	50	8	14	130	4	55
145	69	47	1	9	126	2	380
146	91	52	2	9	154	2	399
147	40	43	5	10	98	0	337
148	22	52	2	17	93	1	284
149	49	29	6	19	103	3	308
150	47	17	3	8	75	0	217
151	40	19	2	6	67	0	178
152	40	44	5	13	102	1	337
153	53	50	4	12	119	0	302
154	20	17	6	4	47	0	163
155S *1	-	-	-	-	-	-	71
156	71	33	5	16	125	0	341
157	37	25	2	7	71	1	266
158	49	33	3	16	101	1	289
159	36	36	1	3	76	0	222
160	23	17	3	10	53	0	236
161	27	15	1	4	47	0	130
162	79	53	2	7	141	0	317
163S *4	81	55	1	28	165	4	98
164S *2	-	-	-	-	-	-	82
165S *4	-	-	-	-	-	-	8
166S *4	-	-	-	-	-	-	54
167S *4	-	-	-	-	-	-	14
Sub totals	10,513	9,257	1,060	2,123	22,953	108	43,483
s. 98 Special	52	61	12	13	138	2	
s. 99 Absentee - in ED	619	533	83	113	1,348	30	
s. 100 Absentee - out of ED	95	103	9	7	214	16	
s. 101 Absentee - advance	38	24	3	6	71	2	
s. 104 Voting in DEO office	196	154	16	24	390	15	
s. 106 Voting by mail	23	22	2	2	49	0	
Grand totals	11,536	10,154	1,185	2,288	25,163	173	43,483
% of valid votes	45.85%	40.35%	4.71%	9.09%			

Penticton (PEN)
Voting results by voting area

Summary

Valid votes - General and advance	22,953	91.22%	Total valid votes
s. 98 Special	138	0.55%	Total valid votes
s. 99 Absentee - in ED	1,348	5.36%	Total valid votes
s. 100 Absentee - out of ED	214	0.85%	Total valid votes
s. 101 Absentee - advance	71	0.28%	Total valid votes
s. 104 Voting in DEO office	390	1.55%	Total valid votes
s. 106 Voting by mail	49	0.19%	Total valid votes

Total valid votes **25,163**

Rejected ballots	173	0.68%	Ballots cast
Registered voters who voted	25,336	58.27%	Registered voters

Registered voters **43,483**

Candidate elected: **Dan Ashton (LIB)**

*1 Voting areas 72S, 121S, 129S and 155S combined
 *2 Voting areas 104S, 122S and 164S combined
 *3 Voting areas 77S, 101S, 106S and 144S combined
 *4 Voting areas 36S, 37S, 163S, 165S, 166S and 167S combined