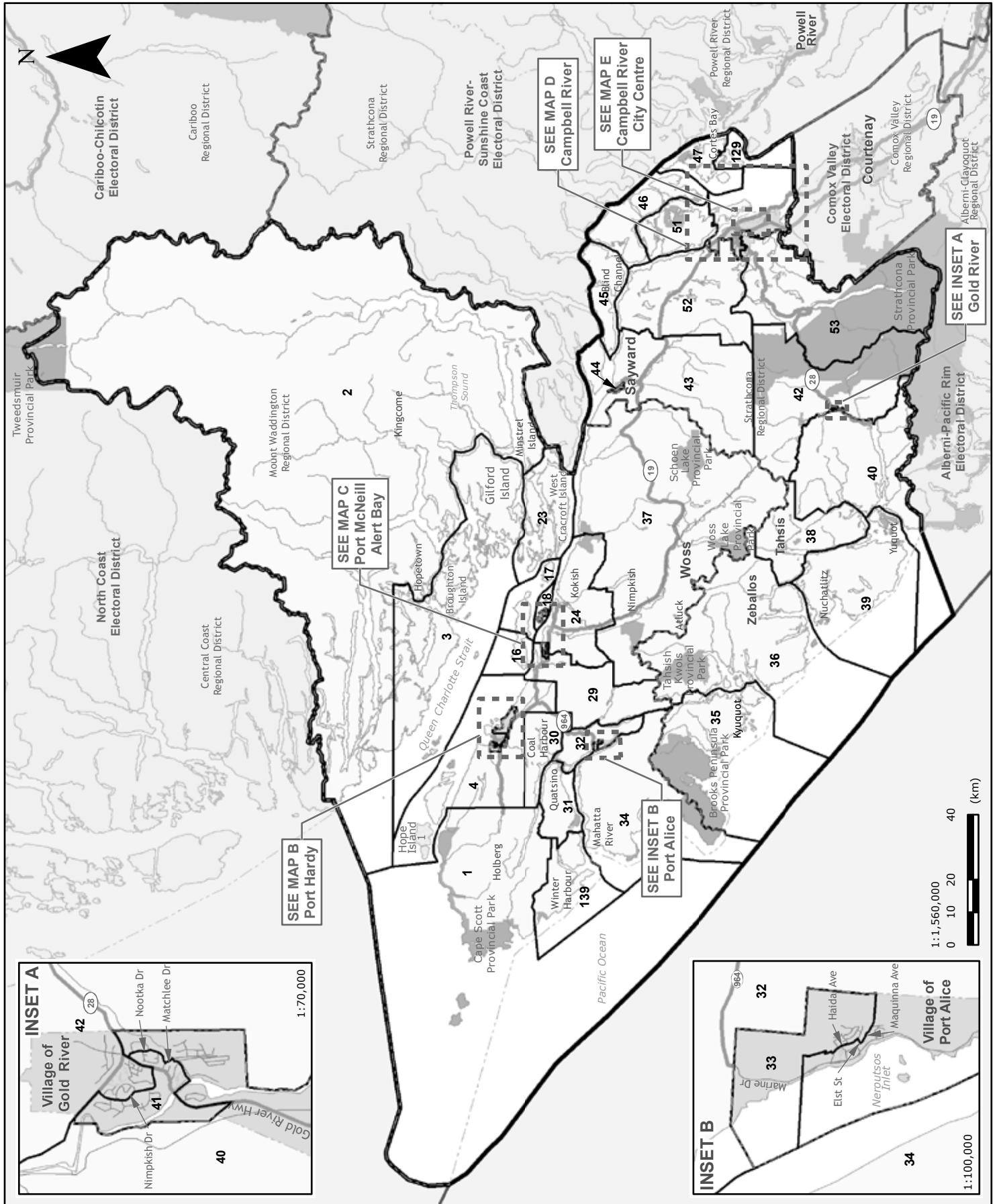
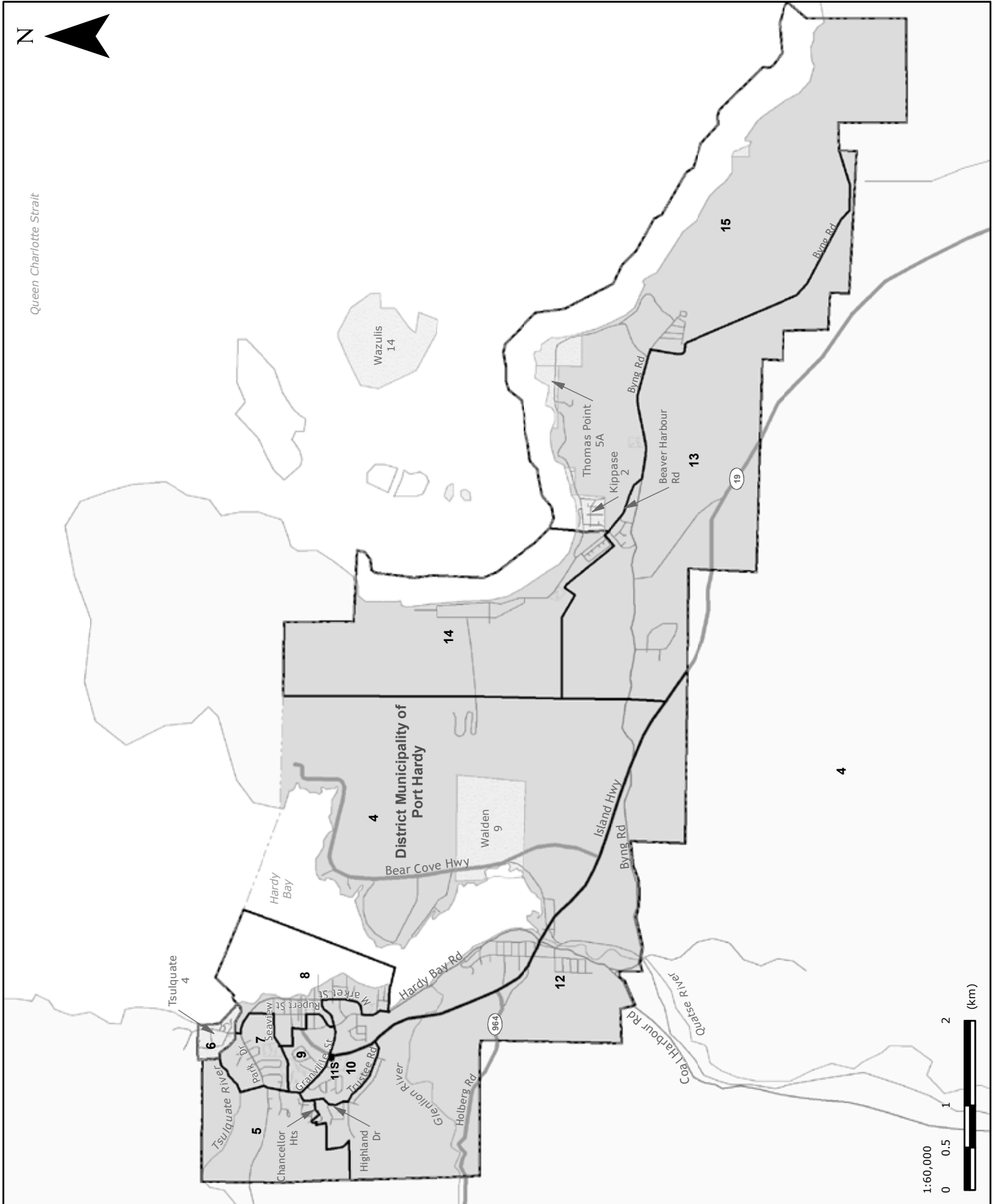
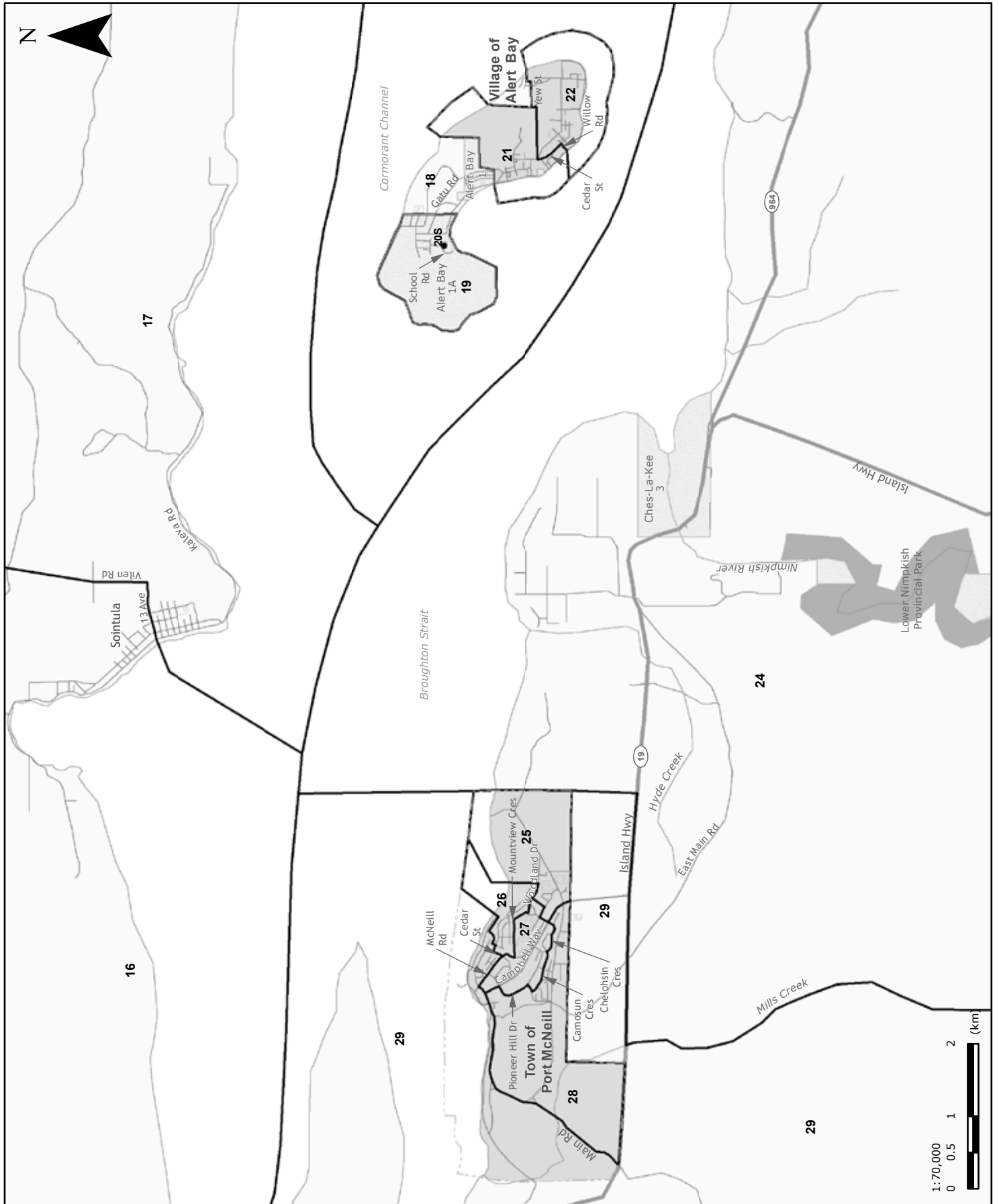


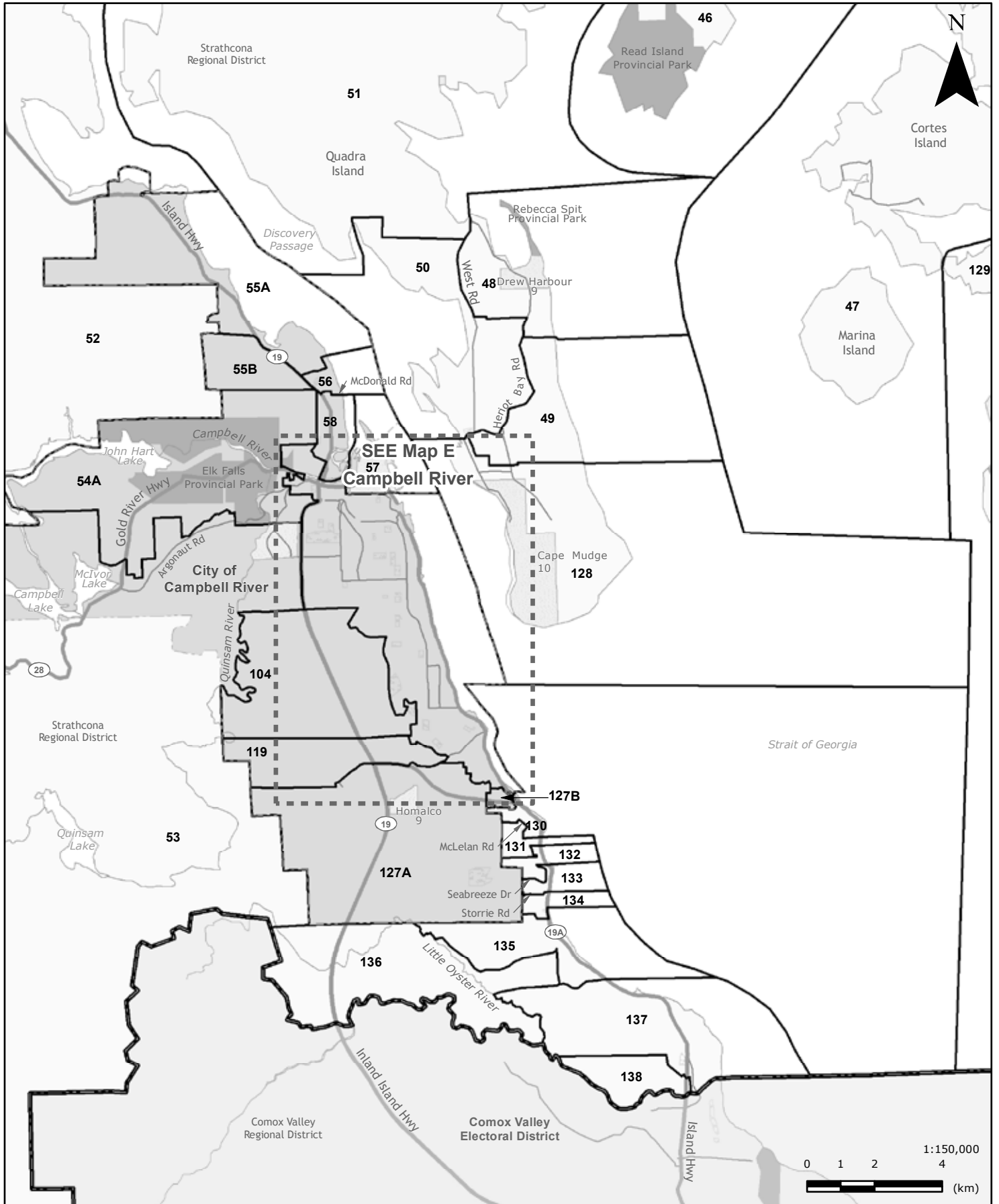
**North Island (NOI)  
MAP A - North Island Electoral District**



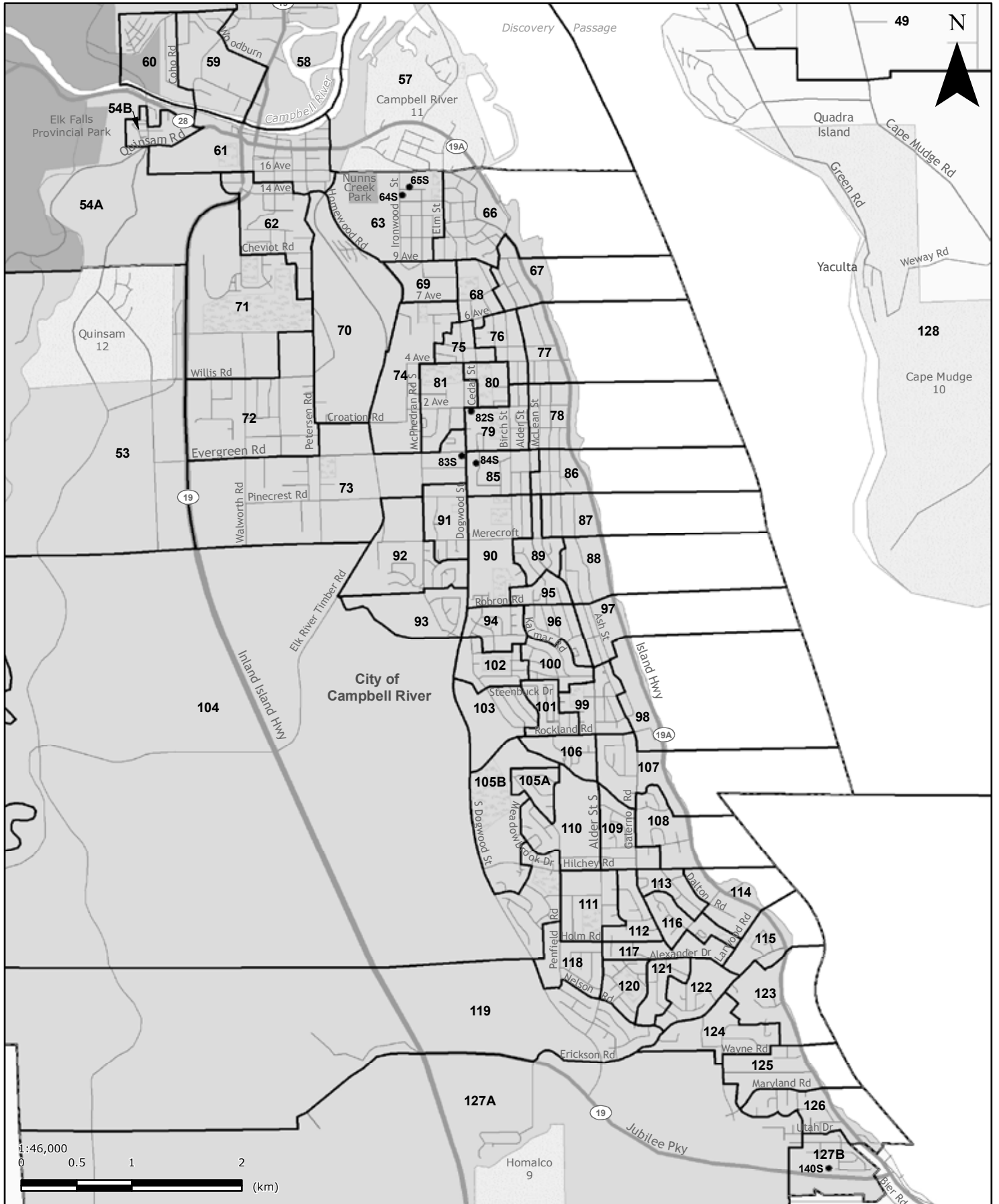


**North Island (NOI)**  
**MAP C - Port McNeill - Alert Bay**





**North Island (NOI)  
MAP E - Campbell River City Centre**



	Bob Bray	Nick Facey	Claire Felicity Trevena	Total valid votes	Rejected ballots	Registered voters
	CP	LIB	NDP			
<b>Advance voting</b>						
Campbell River Community Centre	250	1,666	1,672	3,588	21	
Gerry Morgan Memorial Centre	21	41	101	163	0	
Hardy Bay Seniors Centre	32	128	252	412	1	
Port McNeill Community Hall	26	165	191	382	1	
<b>General voting</b>						
<b>Voting area</b>						
1 *1	1	16	46	63	0	44
2 *1	-	-	-	-	-	52
3 *1	-	-	-	-	-	39
4	13	55	52	120	1	331
5	17	54	42	113	0	318
6	0	2	59	61	1	228
7	16	39	67	122	0	334
8	12	35	51	98	1	278
9	11	27	53	91	2	285
10	3	26	39	68	0	338
11S *8	-	-	-	-	-	14
12	10	55	57	122	0	320
13	15	36	42	93	0	227
14	7	56	59	122	1	300
15	2	11	50	63	0	248
16	18	23	101	142	2	252
17	19	25	111	155	7	296
18	1	4	68	73	0	185
19	1	7	89	97	0	254
20S *8	-	-	-	-	-	4
21	3	22	81	106	4	189
22	6	14	81	101	1	208
23 *2	-	-	-	-	-	13
24 *2	11	88	79	178	0	403
25	8	82	71	161	1	361
26	13	69	74	156	0	372
27	7	78	71	156	1	372
28	14	57	60	131	0	345
29	8	54	61	123	1	351
30 *3	12	46	46	104	0	232
31 *3	-	-	-	-	-	33
32	10	55	77	142	2	346
33 *4	13	64	102	179	2	327
34 *4	-	-	-	-	-	3
35	7	5	51	63	0	100
36 *5	9	30	33	72	1	136
37	6	28	61	95	1	164
38	7	32	93	132	1	265
39 *5	-	-	-	-	-	8
40	7	52	102	161	1	324

**North Island (NOI)**  
**Voting results by voting area**

Statement of Votes  
 40<sup>th</sup> Provincial General Election  
 May 14, 2013

Voting area (continued)	Bob Bray	Nick Facey	Claire Felicity Trevena	Total valid votes	Rejected ballots	Registered voters
	CP	LIB	NDP			
41	7	71	87	165	1	366
42	11	64	75	150	0	355
43	21	98	100	219	3	393
44	8	35	52	95	1	234
45 *5	-	-	-	-	-	8
46	2	2	33	37	0	75
47	4	17	197	218	1	391
48	5	37	155	197	4	349
49	7	31	195	233	3	379
50	15	47	165	227	1	358
51	11	41	171	223	0	363
52	7	21	22	50	0	159
53	1	36	42	79	2	299
54A *6	-	-	-	-	-	157
54B *6	4	39	67	110	0	252
55A *7	-	-	-	-	-	243
55B *7	8	81	59	148	1	93
56	5	64	61	130	2	307
57	4	21	98	123	2	320
58	5	43	68	116	0	359
59	6	65	45	116	1	281
60	9	41	58	108	0	270
61	3	42	31	76	0	333
62	11	55	48	114	0	339
63	6	21	36	63	1	282
64S *8	10	24	49	83	2	54
65S *8	-	-	-	-	-	80
66	7	23	26	56	1	260
67	13	36	31	80	1	264
68	3	45	48	96	3	306
69	7	25	43	75	0	356
70	11	58	47	116	2	340
71	15	82	49	146	1	388
72	13	43	60	116	1	401
73	12	93	49	154	1	454
74	12	76	63	151	0	467
75	13	30	44	87	0	336
76	7	41	79	127	0	323
77	3	59	55	117	0	329
78	12	54	46	112	1	345
79	9	32	50	91	1	302
80	6	33	49	88	2	339
81	9	36	37	82	0	276
82S *9	5	16	24	45	1	97
83S *9	-	-	-	-	-	27
84S *9	-	-	-	-	-	3
85	9	51	68	128	1	383
86	5	87	45	137	0	365
87	6	79	39	124	0	367
88	10	82	45	137	0	365

Voting area (continued)	Bob Bray	Nick Facey	Claire Felicity Trevena	Total valid votes	Rejected ballots	Registered voters
	CP	LIB	NDP			
89	11	64	47	122	0	324
90	11	50	68	129	0	354
91	17	43	63	123	0	334
92	12	89	61	162	0	417
93	9	27	55	91	0	289
94	7	56	42	105	2	344
95	5	34	39	78	0	315
96	14	50	71	135	1	337
97	8	68	63	139	0	434
98	8	52	35	95	0	313
99	3	67	61	131	3	332
100	7	70	52	129	0	314
101	10	52	59	121	0	375
102	12	54	73	139	0	319
103	5	65	42	112	1	339
104	17	86	66	169	0	399
105A	11	69	37	117	0	240
105B	4	53	31	88	0	233
106	11	48	52	111	3	357
107	8	94	78	180	2	363
108	5	80	55	140	0	348
109	8	77	77	162	0	358
110	7	70	66	143	0	332
111	5	94	72	171	0	327
112	6	65	67	138	0	342
113	7	60	71	138	0	304
114	14	40	45	99	1	322
115	7	60	67	134	1	295
116	8	44	58	110	2	345
117	18	77	58	153	0	334
118	13	97	51	161	0	368
119	14	109	43	166	1	421
120	9	66	59	134	1	301
121	4	69	53	126	1	307
122	3	80	102	185	0	410
123	18	71	44	133	0	327
124	18	70	66	154	0	352
125	10	66	58	134	5	310
126	7	86	59	152	0	367
127A	8	130	83	221	0	574
127B	11	66	37	114	1	361
128	15	63	165	243	6	425
129	1	34	193	228	1	394
130	12	99	68	179	0	377
131	14	89	85	188	2	351
132	13	76	59	148	1	324
133	8	62	71	141	1	350
134	6	72	80	158	3	377
135	14	72	63	149	2	340
136	12	55	64	131	0	324



**North Island (NOI)**  
**Voting results by voting area**

Statement of Votes  
 40<sup>th</sup> Provincial General Election  
 May 14, 2013

	<b>Bob Bray</b>	<b>Nick Facey</b>	<b>Claire Felicity Trevena</b>	<b>Total valid votes</b>	<b>Rejected ballots</b>	<b>Registered voters</b>
<b>Voting area (continued)</b>	<b>CP</b>	<b>LIB</b>	<b>NDP</b>			
137	23	90	81	194	0	353
138 *10	12	74	80	166	0	362
139 *10	-	-	-	-	-	11
140S *9	-	-	-	-	-	6
<b>Sub totals</b>	<b>1,493</b>	<b>8,878</b>	<b>10,651</b>	<b>21,022</b>	<b>136</b>	<b>41,222</b>
s. 98 Special	11	47	78	136	1	
s. 99 Absentee - in ED	49	390	441	880	2	
s. 100 Absentee - out of ED	15	66	78	159	11	
s. 101 Absentee - advance	4	32	37	73	3	
s. 104 Voting in DEO office	97	439	554	1,090	16	
s. 106 Voting by mail	6	31	46	83	1	
<b>Grand totals</b>	<b>1,675</b>	<b>9,883</b>	<b>11,885</b>	<b>23,443</b>	<b>170</b>	<b>41,222</b>
% of valid votes	7.14%	42.16%	50.70%			

**Summary**

Valid votes - General and advance	21,022	89.67%	Total valid votes
s. 98 Special	136	0.58%	Total valid votes
s. 99 Absentee - in ED	880	3.75%	Total valid votes
s. 100 Absentee - out of ED	159	0.68%	Total valid votes
s. 101 Absentee - advance	73	0.31%	Total valid votes
s. 104 Voting in DEO office	1,090	4.66%	Total valid votes
s. 106 Voting by mail	83	0.35%	Total valid votes

**Total valid votes** **23,443**

Rejected ballots 170 0.72% Ballots cast  
 Registered voters who voted 23,613 57.28% Registered voters

**Registered voters** **41,222**

**Candidate elected:** **Claire Felicity Trevena (NDP)**

- \*1 Voting areas 1, 2 and 3 combined
- \*2 Voting areas 23 and 24 combined
- \*3 Voting areas 30 and 31 combined
- \*4 Voting areas 33 and 34 combined
- \*5 Voting areas 36, 39 and 45 combined
- \*6 Voting areas 54A and 54B combined
- \*7 Voting areas 55A and 55B combined
- \*8 Voting areas 11S, 20S, 64S and 65S combined
- \*9 Voting areas 82S, 83S, 84S and 140S combined
- \*10 Voting areas 138 and 139 combined