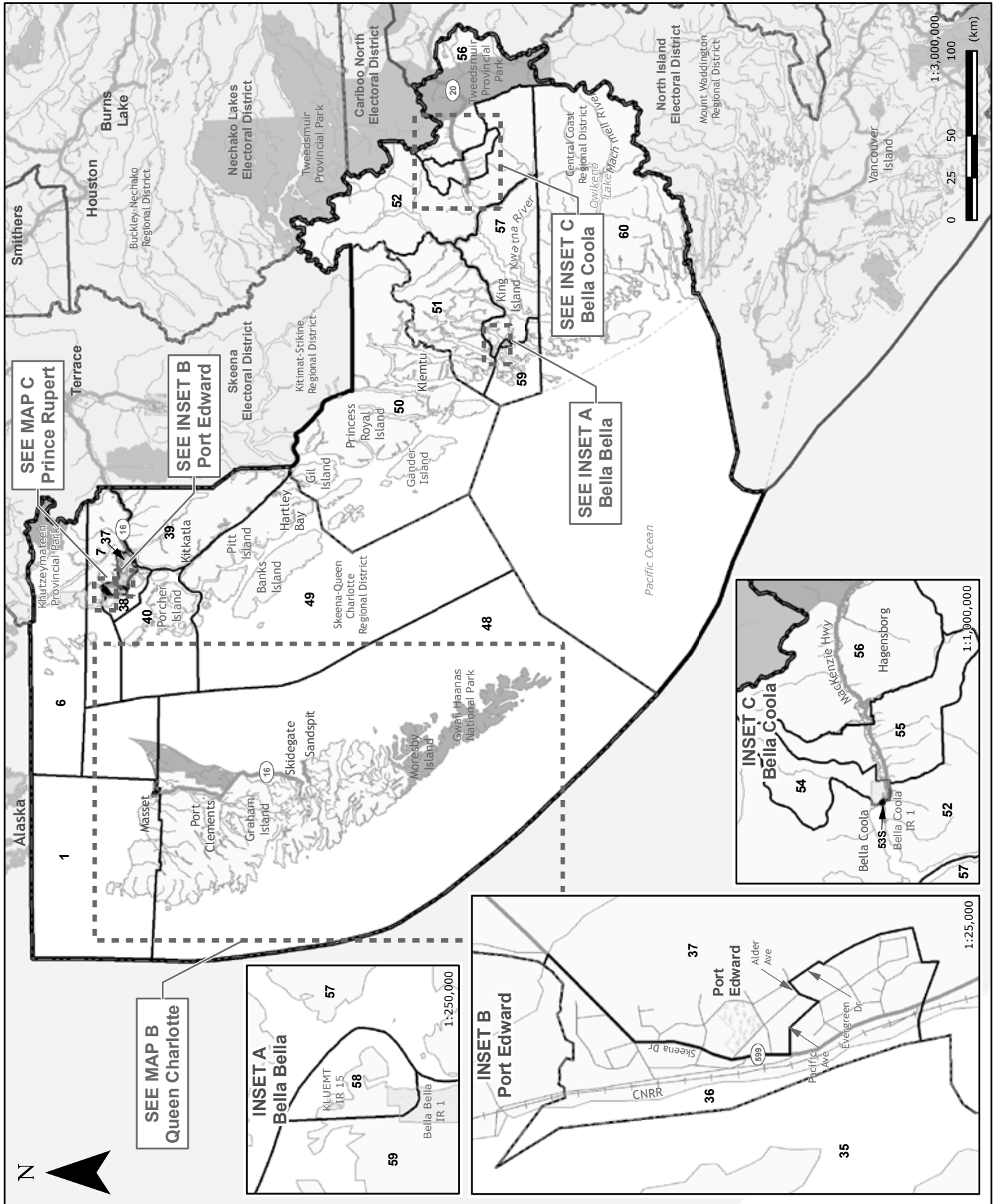
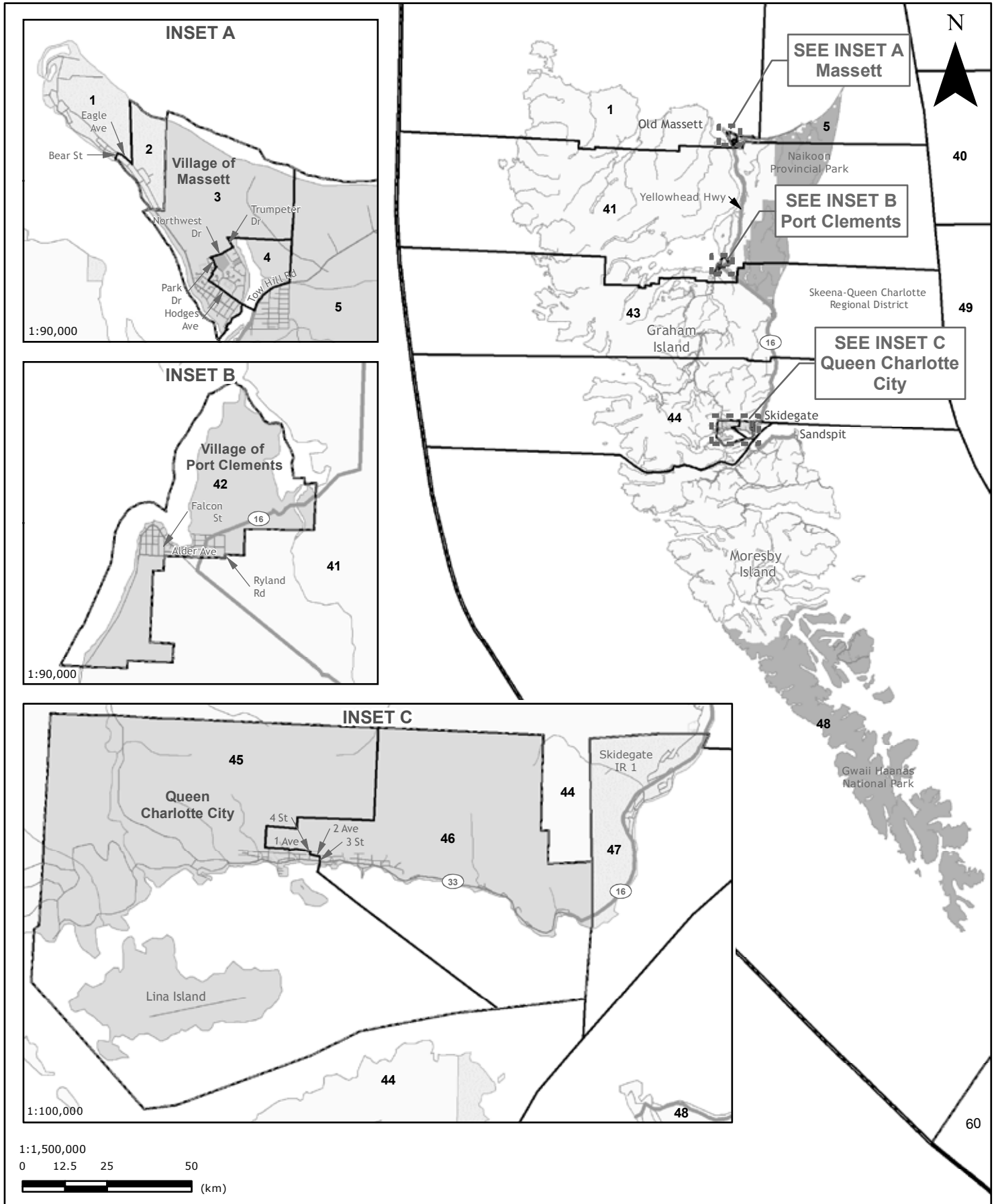
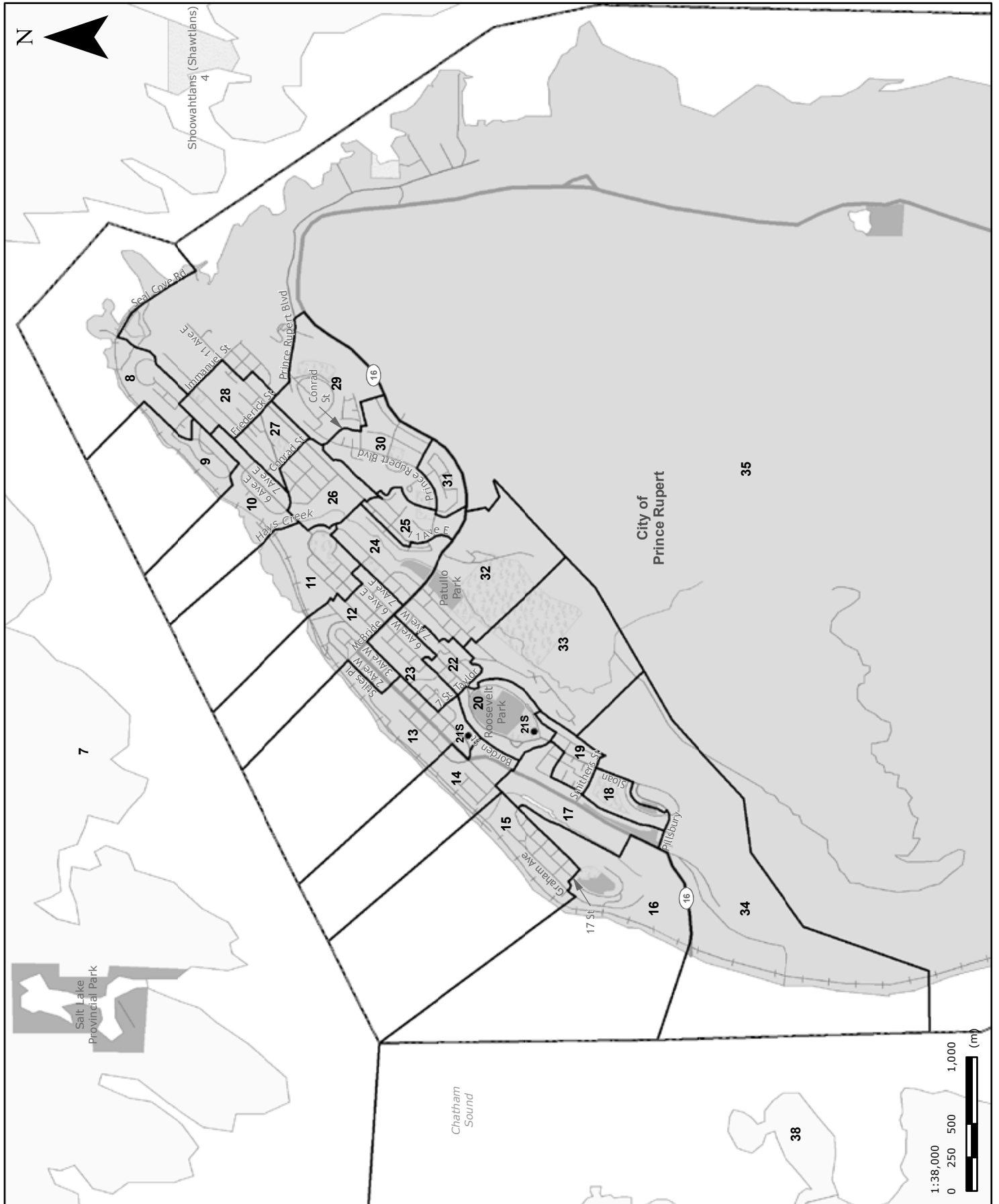


**North Coast (NOC)  
MAP A - North Coast Electoral District**





North Coast (NOC)  
MAP C - Prince Rupert



	Hondo Arendt	Judy Fraser	Jennifer Rice	Total valid votes	Rejected ballots	Registered voters
	GP	LIB	NDP			
<b>Advance voting</b>						
Bella Coola Service B.C.	9	51	114	174	0	
E.A. Ross Room Community Hall	13	28	90	131	1	
G.E. Darby United Church	3	3	51	57	0	
Howard Phillips Community Hall	16	38	89	143	1	
NOC District Electoral Office	81	414	572	1,067	4	
<b>General voting</b>						
<b>Voting area</b>						
1	9	1	67	77	0	202
2	9	3	49	61	0	208
3	6	19	39	64	0	227
4	13	22	56	91	1	246
5	14	16	48	78	1	239
6	4	13	148	165	1	394
7	2	1	25	28	0	60
8	11	36	74	121	1	324
9	28	34	47	109	0	286
10	25	50	84	159	3	339
11	10	73	49	132	0	353
12	14	55	64	133	0	346
13	4	14	23	41	0	221
14	7	34	47	88	1	305
15	12	78	51	141	1	306
16	11	99	36	146	2	315
17	9	33	61	103	0	299
18	12	53	60	125	1	335
19	6	42	61	109	0	300
20	10	31	53	94	0	339
21S *1	5	11	11	27	0	59
22	7	29	71	107	1	331
23	13	50	42	105	0	310
24	20	58	82	160	1	412
25	8	66	42	116	0	276
26	8	65	52	125	1	353
27	18	49	58	125	1	321
28	9	57	68	134	1	398
29	15	82	57	154	0	376
30	14	79	49	142	0	383
31	13	70	74	157	1	384
32	17	28	100	145	1	395
33	17	28	51	96	0	327
34	7	78	52	137	0	344
35	11	63	50	124	0	332
36	9	45	30	84	0	194
37	10	27	58	95	0	201
38 *2	-	-	-	-	-	33
39	5	1	40	46	0	78
40 *2	-	-	-	-	-	22

**North Coast (NOC)**  
**Voting results by voting area**

Statement of Votes  
 40<sup>th</sup> Provincial General Election  
 May 14, 2013

Voting area (continued)	Hondo Arendt	Judy Fraser	Jennifer Rice	Total valid votes	Rejected ballots	Registered voters
	GP	LIB	NDP			
41 *2	6	8	23	37	1	49
42	23	51	57	131	1	265
43	15	18	59	92	0	140
44	16	6	23	45	1	80
45	24	37	85	146	2	359
46	24	29	81	134	0	338
47	18	14	154	186	0	461
48	14	39	76	129	0	273
49	4	8	46	58	0	198
50	7	13	58	78	3	163
51 *3	-	-	-	-	-	31
52	8	14	36	58	0	126
53S *1	-	-	-	-	-	4
54	14	11	139	164	2	386
55	14	83	62	159	2	327
56	33	51	76	160	0	363
57	10	13	28	51	0	76
58	4	11	150	165	0	386
59	2	4	113	119	0	258
60 *3	7	3	19	29	1	44
<b>Sub totals</b>	<b>787</b>	<b>2,540</b>	<b>4,330</b>	<b>7,657</b>	<b>38</b>	<b>15,500</b>
s. 98 Special	3	10	15	28	2	
s. 99 Absentee - in ED	8	13	62	83	2	
s. 100 Absentee - out of ED	7	25	65	97	7	
s. 101 Absentee - advance	3	7	7	17	0	
s. 104 Voting in DEO office	14	88	124	226	2	
s. 106 Voting by mail	9	9	14	32	0	
<b>Grand totals</b>	<b>831</b>	<b>2,692</b>	<b>4,617</b>	<b>8,140</b>	<b>51</b>	<b>15,500</b>
% of valid votes	10.21%	33.07%	56.72%			

---

**Summary**

Valid votes - General and advance	7,657	94.07%	Total valid votes
s. 98 Special	28	0.34%	Total valid votes
s. 99 Absentee - in ED	83	1.02%	Total valid votes
s. 100 Absentee - out of ED	97	1.19%	Total valid votes
s. 101 Absentee - advance	17	0.21%	Total valid votes
s. 104 Voting in DEO office	226	2.78%	Total valid votes
s. 106 Voting by mail	32	0.39%	Total valid votes

**Total valid votes** **8,140**

Rejected ballots	51	0.62%	Ballots cast
Registered voters who voted	8,191	52.85%	Registered voters

**Registered voters** **15,500**

**Candidate elected:** **Jennifer Rice (NDP)**

---

\*1 Voting areas 21S and 53S combined  
\*2 Voting areas 38, 40 and 41 combined  
\*3 Voting areas 51 and 60 combined