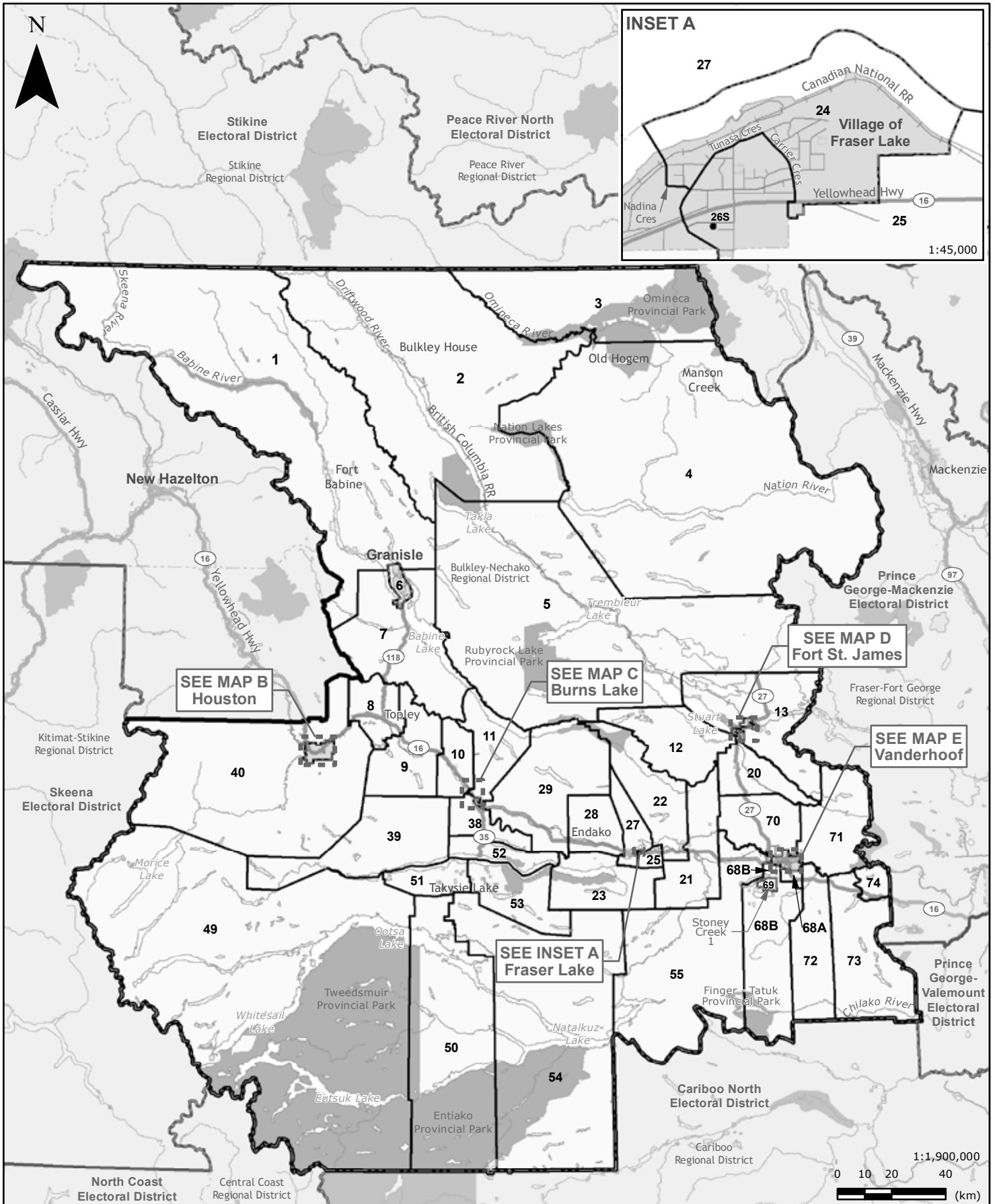
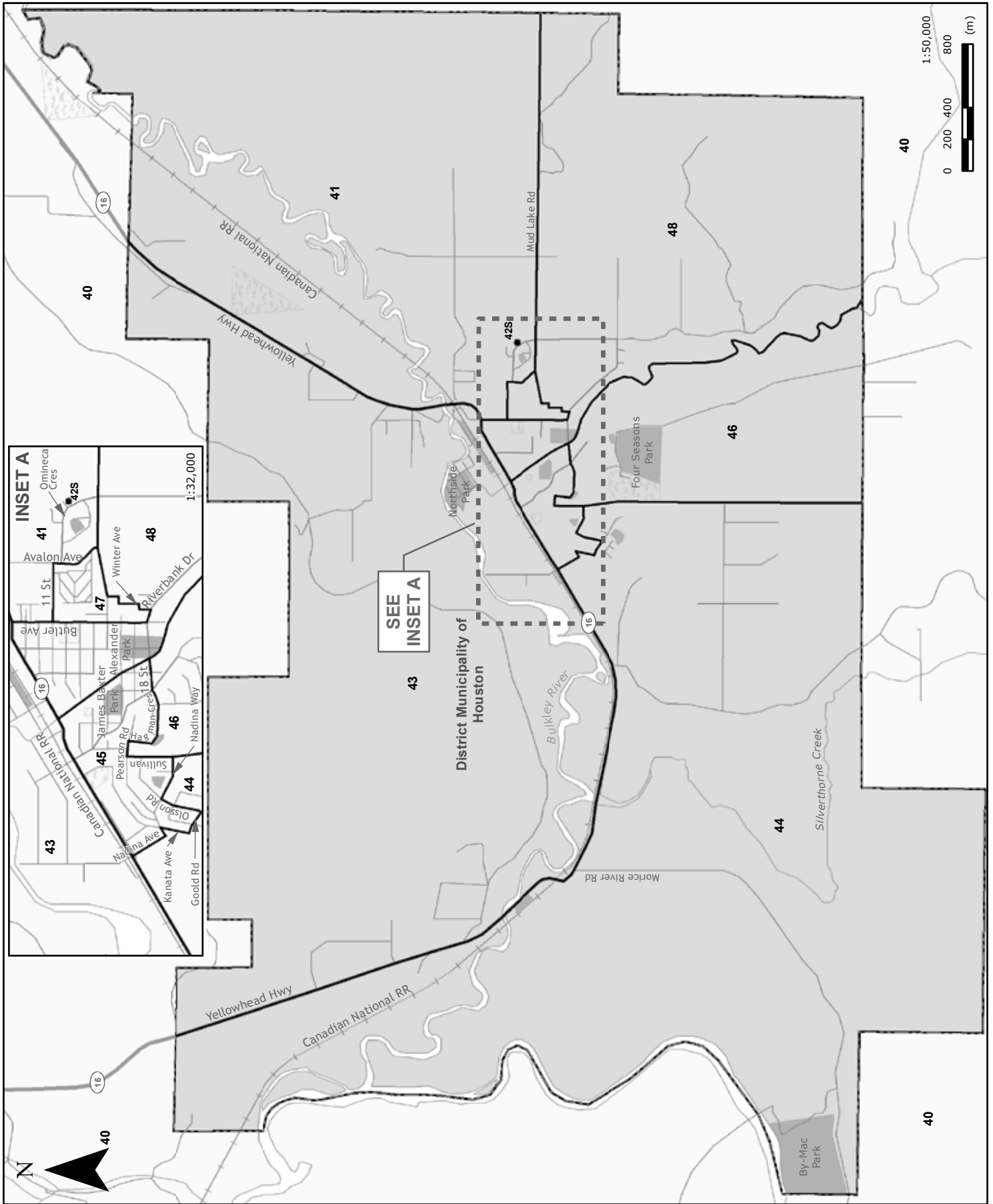
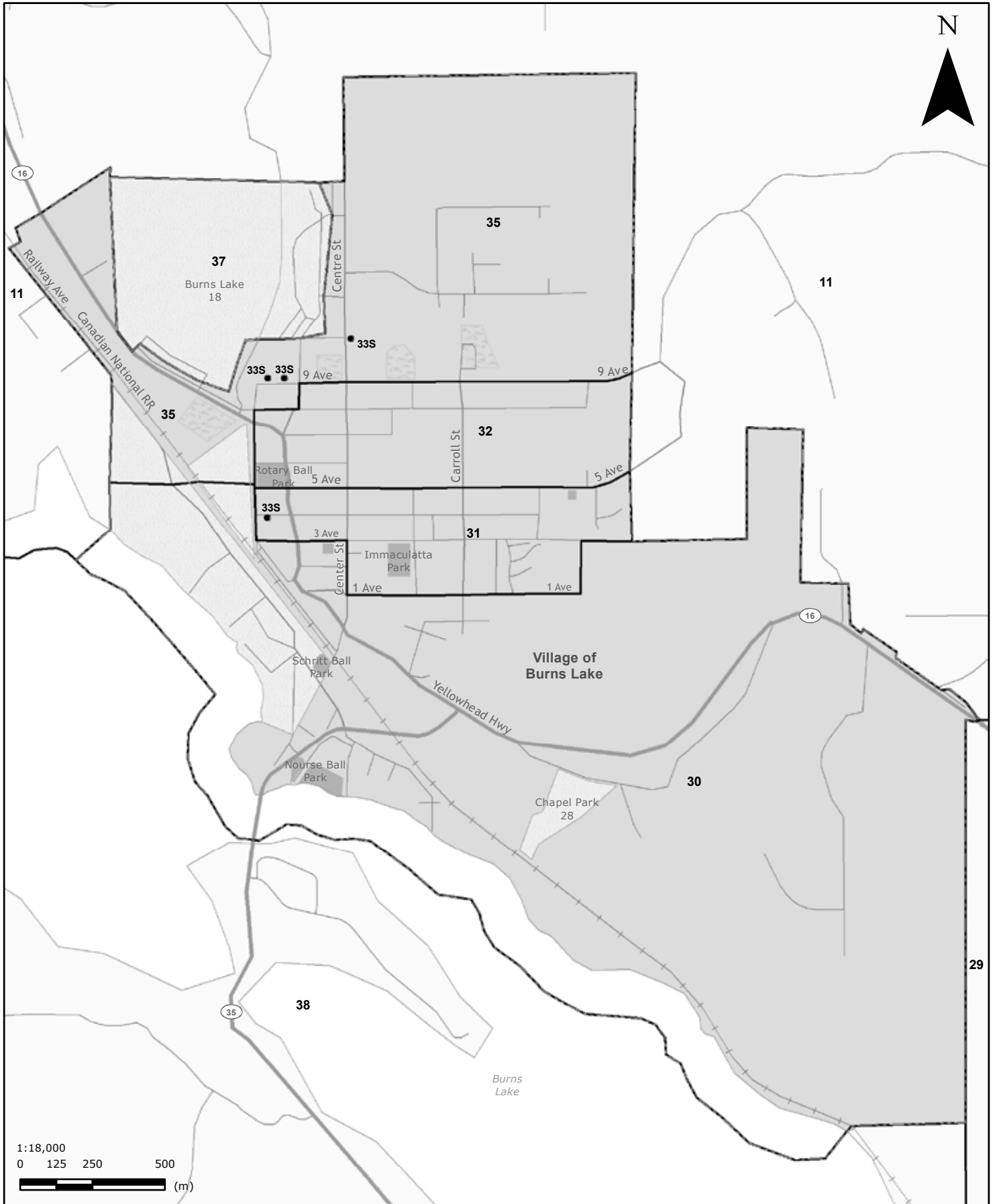


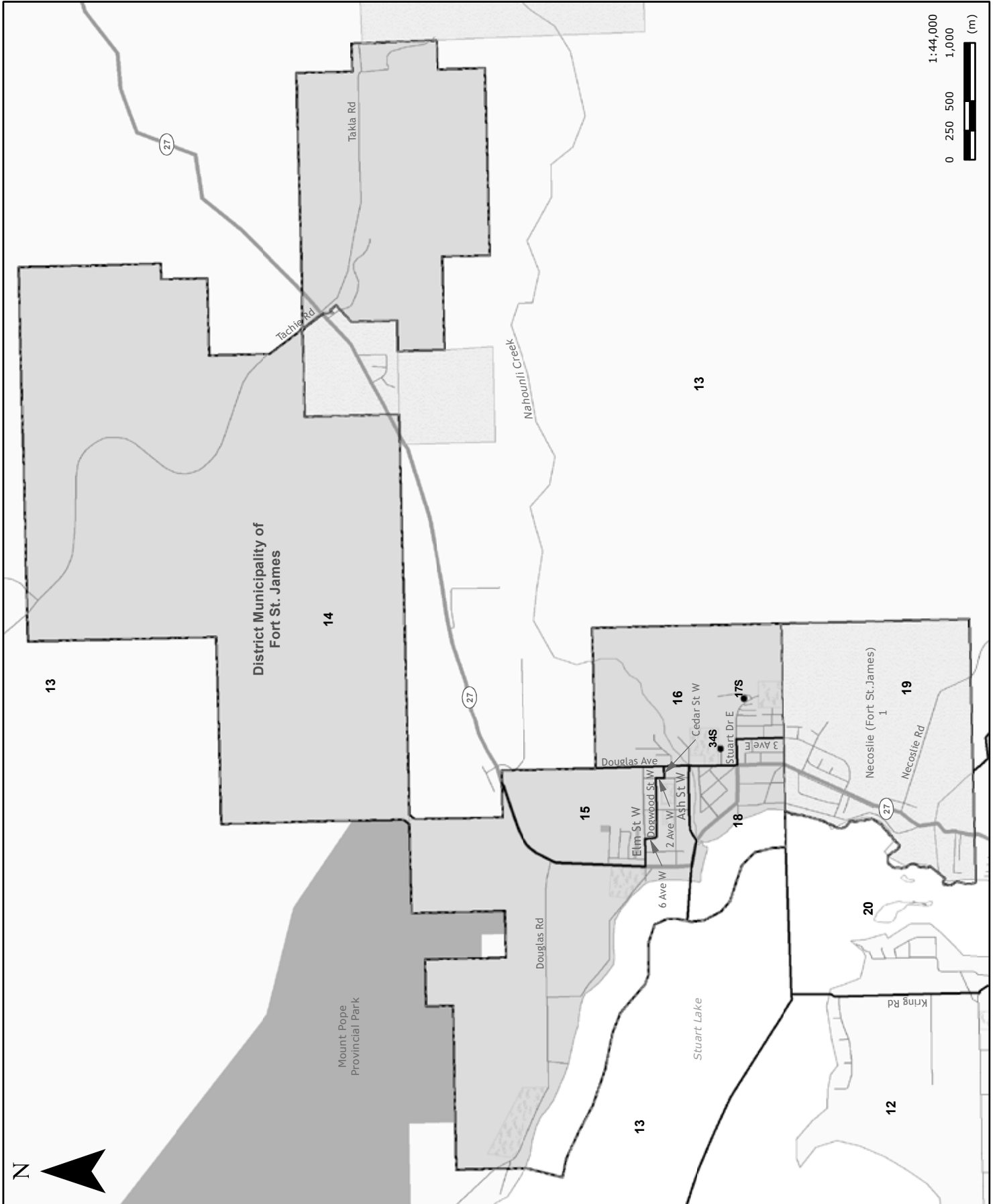
**Nechako Lakes (NEC)
MAP A - Nechako Lakes Electoral District**

Statement of Votes
40th Provincial General Election
May 14, 2013

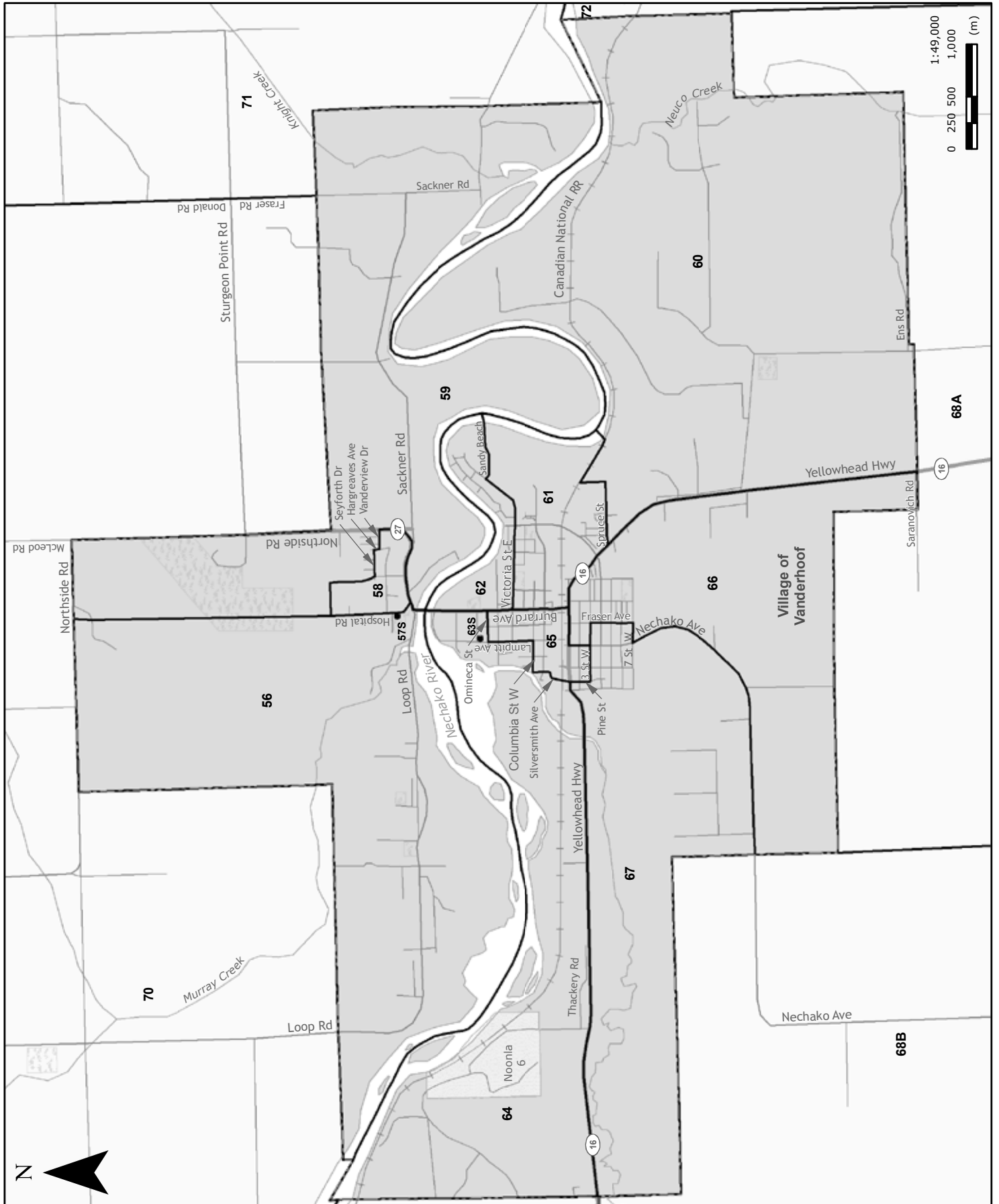








**Nechako Lakes (NEC)
MAP E - Vanderhoof**



	Beverly Bird	Dan Brooks	Colin Hamm	John Rustad	Susanne Skidmore- Hewlett	Total valid votes	Rejected ballots	Registered voters
	AID	CP	GP	LIB	NDP			
Advance voting								
Houston Senior Activity Centre	3	32	19	225	92	371	0	
Immaculate Catholic Church	1	35	22	304	130	492	0	
Music Makers Hall	5	20	19	163	140	347	0	
Royal Canadian Legion 274	1	17	11	117	60	206	0	
Vanderhoof Fire Hall	1	116	18	324	100	559	2	
General voting								
Voting area								
1 *1	1	3	2	15	21	42	0	57
2	0	0	0	1	37	38	0	84
3 *1	-	-	-	-	-	-	-	23
4 *1	-	-	-	-	-	-	-	7
5	6	1	3	9	77	96	0	217
6	0	10	2	83	30	125	0	287
7	1	0	1	26	13	41	1	91
8	0	7	8	43	37	95	0	220
9	0	6	6	21	13	46	0	76
10	3	17	8	92	28	148	0	323
11	1	10	6	79	33	129	0	303
12	2	20	16	123	42	203	0	445
13	3	6	4	42	34	89	0	223
14	1	10	14	68	42	135	0	338
15	4	15	8	73	45	145	0	334
16	0	13	10	31	25	79	0	266
17S *2	1	6	2	26	14	49	0	4
18	1	6	0	34	27	68	0	226
19	6	4	3	9	71	93	0	327
20	3	11	11	104	34	163	0	336
21	2	39	15	82	52	190	0	372
22	2	4	4	18	36	64	0	209
23	1	8	6	32	17	64	0	147
24	2	21	9	109	47	188	0	404
25	0	10	11	80	52	153	0	362
26S *4	-	-	-	-	-	-	-	22
27	1	10	9	57	47	124	0	319
28	0	5	5	36	12	58	1	128
29	1	14	6	106	26	153	0	357
30	2	6	10	48	24	90	0	247
31	2	7	6	69	48	132	0	377
32	1	7	5	68	42	123	2	374
33S *2	-	-	-	-	-	-	-	60
34S *2	-	-	-	-	-	-	-	14
35	0	3	3	39	91	136	0	316
37	0	2	1	12	54	69	1	152
38	0	9	10	100	43	162	0	402
39	0	2	7	33	12	54	0	90
40	0	13	17	118	39	187	0	377
41	0	23	5	73	29	130	1	288

Nechako Lakes (NEC)
Voting results by voting area

Statement of Votes
 40th Provincial General Election
 May 14, 2013

Voting area (continued)	Beverly Bird	Dan Brooks	Colin Hamm	John Rustad	Susanne Skidmore-Hewlett	Total valid votes	Rejected ballots	Registered voters
	AID	CP	GP	LIB	NDP			
42S *4	-	-	-	-	-	-	-	4
43	0	11	8	83	22	124	1	299
44	0	23	9	85	35	152	1	328
45	0	10	3	61	39	113	1	335
46	1	16	4	80	38	139	0	345
47	0	5	4	44	13	66	0	249
48	0	8	5	55	35	103	0	257
49 *3	-	-	-	-	-	-	-	28
50 *3	0	4	1	36	10	51	0	37
51	1	3	3	32	21	60	0	120
52	0	11	6	96	42	155	0	246
53	1	11	4	36	28	80	0	176
54 *3	-	-	-	-	-	-	-	53
55	0	57	5	87	15	164	1	356
56	0	29	4	62	5	100	0	292
57S *4	-	-	-	-	-	-	-	32
58	0	22	7	55	27	111	0	263
59	0	26	7	77	20	130	0	306
60	0	39	8	113	18	178	0	374
61	0	15	11	54	9	89	1	292
62	1	30	14	60	46	151	0	348
63S *4	2	13	2	36	22	75	1	33
64	0	28	3	60	31	122	0	293
65	0	18	9	49	12	88	1	215
66	0	24	2	57	14	97	0	298
67	0	26	1	60	30	117	0	292
68A	0	16	1	55	4	76	0	201
68B	0	24	4	70	16	114	0	297
69	3	8	1	6	38	56	0	203
70	1	53	2	98	15	169	0	370
71	0	19	3	33	5	60	0	273
72	0	19	6	54	4	83	1	209
73	1	4	3	58	20	86	0	199
74	0	6	0	66	19	91	0	175
Sub totals	69	1,126	462	4,910	2,469	9,036	16	17,002
s. 98 Special	1	5	5	27	20	58	0	
s. 99 Absentee - in ED	2	72	27	199	128	428	3	
s. 100 Absentee - out of ED	1	13	10	50	51	125	21	
s. 101 Absentee - advance	0	5	1	27	26	59	0	
s. 104 Voting in DEO office	1	32	3	91	36	163	1	
s. 106 Voting by mail	0	0	2	20	7	29	1	
Grand totals	74	1,253	510	5,324	2,737	9,898	42	17,002
% of valid votes	0.75%	12.66%	5.15%	53.79%	27.65%			

Summary

Valid votes - General and advance	9,036	91.29%	Total valid votes
s. 98 Special	58	0.59%	Total valid votes
s. 99 Absentee - in ED	428	4.32%	Total valid votes
s. 100 Absentee - out of ED	125	1.26%	Total valid votes
s. 101 Absentee - advance	59	0.60%	Total valid votes
s. 104 Voting in DEO office	163	1.65%	Total valid votes
s. 106 Voting by mail	29	0.29%	Total valid votes

Total valid votes **9,898**

Rejected ballots	42	0.42%	Ballots cast
Registered voters who voted	9,940	58.46%	Registered voters

Registered voters **17,002**

Candidate elected: **John Rustad (LIB)**

*1 Voting areas 1, 3 and 4 combined

*2 Voting areas 17S, 33S and 34S combined

*3 Voting areas 49, 50 and 54 combined

*4 Voting areas 26S, 42S, 57S and 63S combined

Following a redistribution of voting areas, voting area number 36 was not used in Nechako Lakes for the 40th Provincial General Election and is therefore not included in the list of voting area results on the preceding pages.