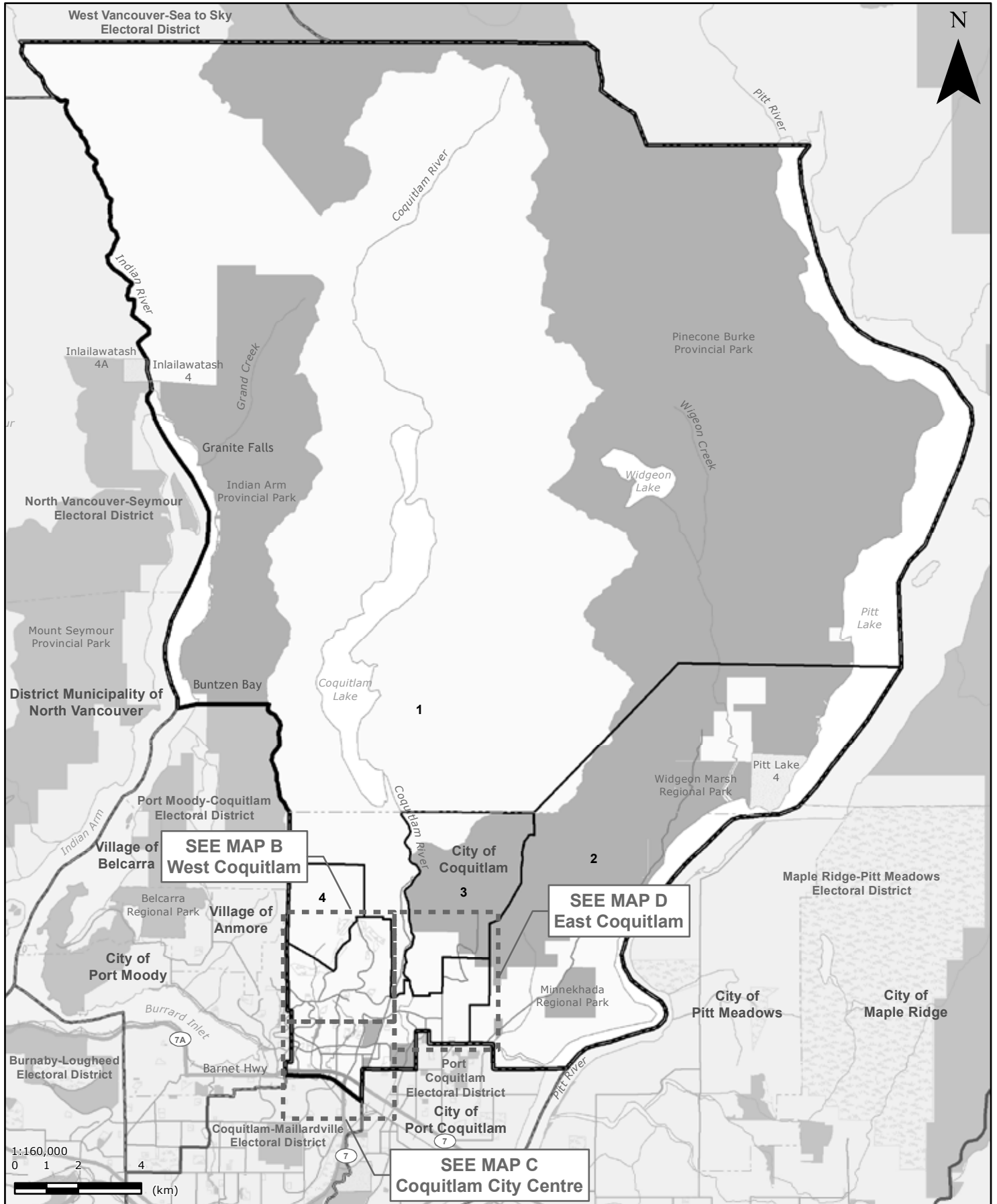
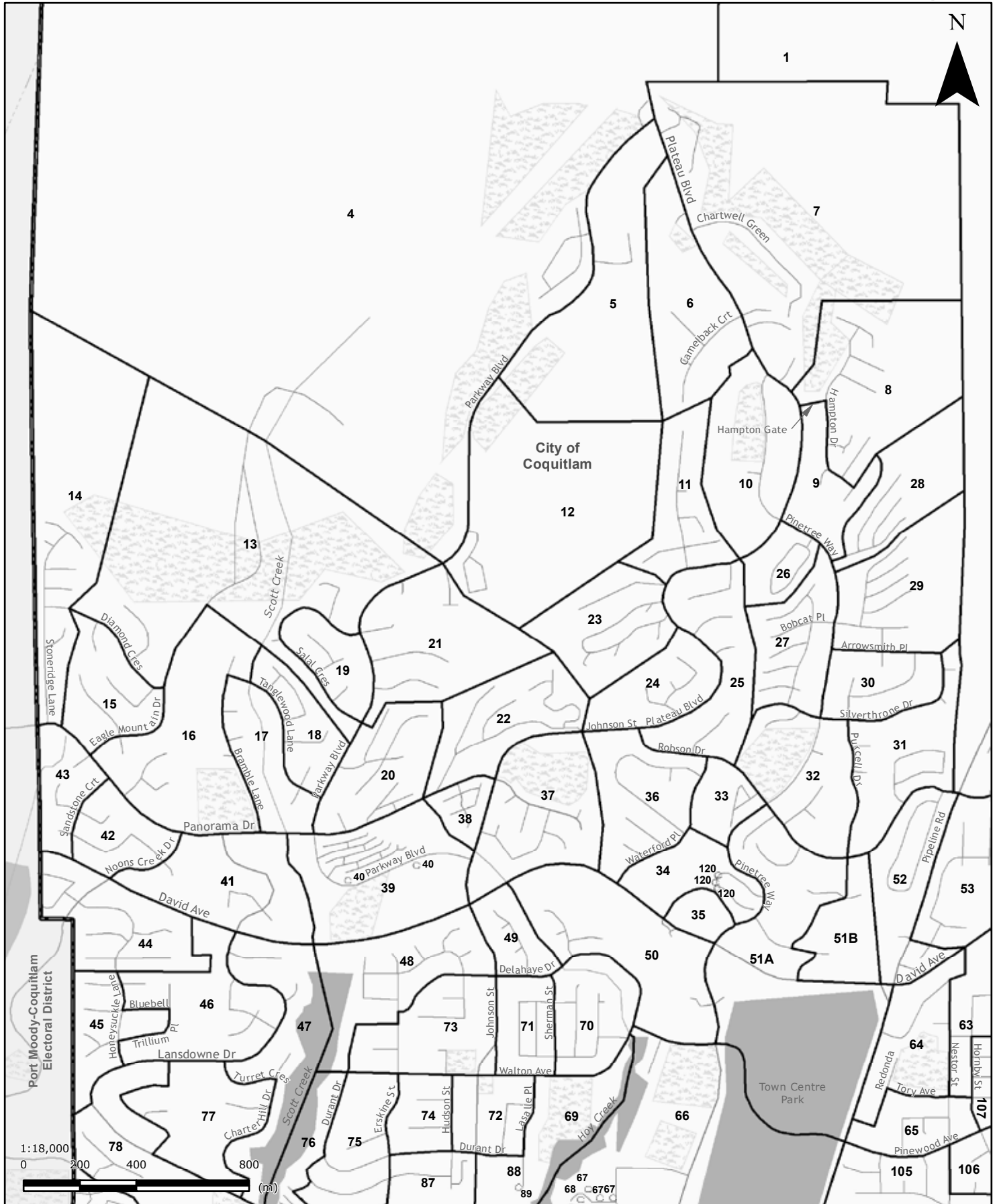


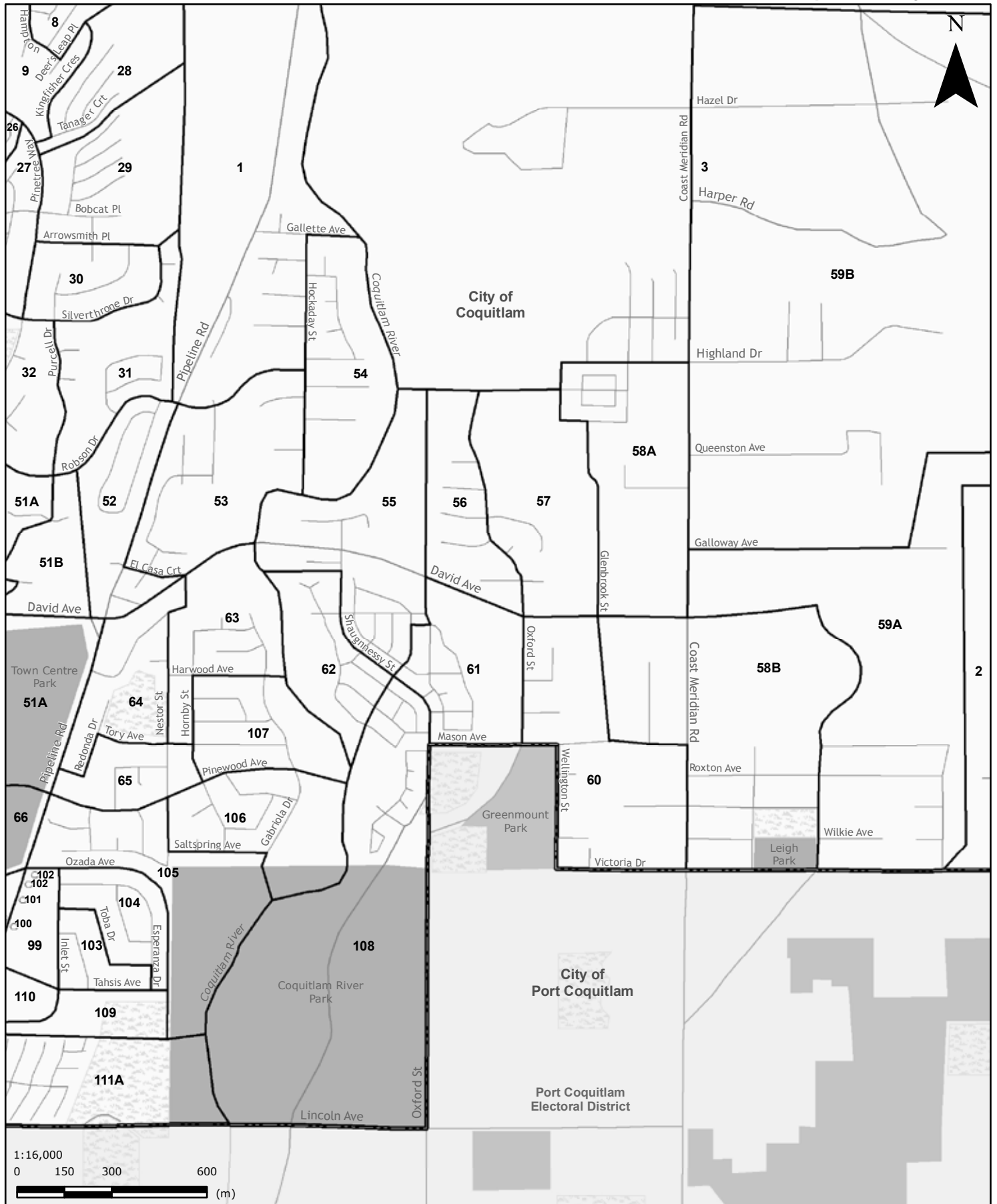
**Coquitlam-Burke Mountain (CQB)**  
**MAP A - Coquitlam-Burke Mountain Electoral District**





**Coquitlam-Burke Mountain (CQB)  
MAP C - East Coquitlam**





**Coquitlam-Burke Mountain (CQB)**  
**Voting results by voting area**

Statement of Votes  
 40<sup>th</sup> Provincial General Election  
 May 14, 2013

	Paul Geddes	Douglas Horne	Shane Kennedy	Ron Peters	Chris Wilson	Total valid votes	Rejected ballots	Registered voters
	LBN	LIB	CP	GP	NDP			
<b>Advance voting</b>								
Eagle Ridge Bible Fellowship	4	579	52	46	369	1,050	3	
Evergreen Cultural Centre	23	1,111	102	106	805	2,147	9	
Henderson Place	30	755	94	40	384	1,303	14	
<b>General voting</b>								
<b>Voting area</b>								
1	1	48	8	8	29	94	0	377
2	2	79	13	12	51	157	0	345
3	0	88	15	4	43	150	0	348
4	0	23	3	4	12	42	2	336
5	0	63	2	6	23	94	0	345
6	1	71	4	6	38	120	3	313
7	2	96	2	4	32	136	0	358
8	0	57	0	2	15	74	2	233
9	4	51	6	0	17	78	0	234
10	1	71	6	5	50	133	1	360
11	0	61	1	6	18	86	0	274
12	2	37	1	5	14	59	0	154
13	1	76	5	6	23	111	0	316
14	1	88	5	8	56	158	1	357
15	0	74	2	7	27	110	2	312
16	1	79	8	13	38	139	0	340
17	3	43	7	3	38	94	0	195
18	3	46	11	3	18	81	0	244
19	0	52	1	2	18	73	0	258
20	1	46	7	3	8	65	2	193
21	0	42	2	1	19	64	1	247
22	1	54	2	2	25	84	1	293
23	2	54	8	3	30	97	2	290
24	0	48	6	13	18	85	4	240
25	0	53	1	3	8	65	1	263
26	1	28	4	0	8	41	0	187
27	2	67	5	10	26	110	0	357
28	1	17	3	2	16	39	0	204
29	0	17	4	3	11	35	0	271
30	1	43	7	2	17	70	0	295
31	2	71	7	2	47	129	0	341
32	1	58	2	3	46	110	0	272
33	0	24	5	5	20	54	1	146
34	2	33	2	5	17	59	0	268
35	0	31	3	4	27	65	1	347
36	1	57	5	7	31	101	0	315
37	1	93	8	4	49	155	1	341
38	1	32	3	2	11	49	0	122
39	1	88	6	8	77	180	0	479
40	2	29	3	2	20	56	0	203

**Coquitlam-Burke Mountain (CQB)**  
**Voting results by voting area**

Voting area (continued)	Paul Geddes	Douglas Horne	Shane Kennedy	Ron Peters	Chris Wilson	Total valid votes	Rejected ballots	Registered voters
	LBN	LIB	CP	GP	NDP			
41	3	71	6	4	28	112	3	264
42	0	51	6	1	8	66	0	205
43	3	32	1	3	17	56	0	147
44	0	84	1	7	28	120	0	330
45	1	52	5	11	33	102	0	235
46	2	72	1	7	43	125	0	313
47	3	71	5	16	39	134	0	323
48	3	56	4	7	72	142	0	352
49	1	32	1	4	17	55	1	107
50	0	40	5	6	21	72	2	284
51A	1	61	9	5	29	105	1	459
51B	2	51	9	3	23	88	0	449
52	2	50	12	1	33	98	0	359
53	2	56	5	4	44	111	0	381
54	2	87	2	8	33	132	1	384
55	0	61	7	14	67	149	0	291
56	2	72	11	4	51	140	0	266
57	1	51	8	6	34	100	0	231
58A	3	111	11	13	61	199	0	495
58B	4	119	13	11	88	235	0	449
59A	3	120	6	15	71	215	2	598
59B	6	131	19	14	91	261	3	580
60	1	90	9	10	69	179	2	429
61	2	79	8	17	92	198	2	354
62	0	44	7	5	72	128	0	261
63	1	75	6	17	63	162	0	288
64	1	63	5	9	67	145	0	341
65	2	39	2	12	63	118	3	294
66	1	22	3	4	41	71	0	204
67	4	58	3	6	52	123	1	343
68	3	35	5	13	66	122	1	430
69	0	65	5	10	59	139	0	334
70	4	74	6	13	55	152	0	339
71	3	58	14	6	56	137	0	312
72	2	47	6	6	45	106	0	295
73	2	48	4	10	44	108	1	290
74	4	53	7	4	33	101	0	260
75	3	45	10	3	48	109	0	298
76	1	39	5	6	30	81	1	226
77	0	46	2	7	21	76	1	230
78	1	66	6	12	58	143	0	338
79	2	40	19	14	61	136	1	263
80	2	28	1	1	30	62	0	154
81	0	40	7	6	57	110	0	303
82	3	51	10	15	72	151	1	357
83	2	36	3	5	31	77	0	230
84	1	38	4	8	43	94	0	277
85	1	43	5	8	59	116	0	329
86	1	37	9	3	34	84	0	198
87	5	47	2	4	30	88	1	257

**Coquitlam-Burke Mountain (CQB)**  
**Voting results by voting area**

Statement of Votes  
 40<sup>th</sup> Provincial General Election  
 May 14, 2013

Voting area (continued)	Paul Geddes	Douglas Horne	Shane Kennedy	Ron Peters	Chris Wilson	Total valid votes	Rejected ballots	Registered voters
	LBN	LIB	CP	GP	NDP			
88	0	54	7	6	26	93	0	317
89	2	42	8	4	41	97	0	297
90	1	19	1	7	34	62	0	280
91	2	28	5	4	15	54	0	265
92	0	36	3	6	30	75	0	260
93	3	35	4	12	44	98	0	261
94	2	15	0	6	12	35	0	148
95	0	53	6	7	27	93	3	360
96	1	33	3	4	36	77	1	355
97	3	21	3	2	25	54	2	243
98	3	33	10	4	40	90	1	325
99	2	15	0	6	31	54	0	176
100	3	36	9	1	37	86	1	239
101	1	57	4	10	31	103	0	307
102	1	79	3	12	51	146	0	352
103	0	24	2	5	38	69	0	225
104	0	47	8	6	48	109	0	326
105	2	45	10	10	61	128	2	340
106	0	75	7	19	95	196	1	376
107	4	46	2	12	92	156	0	355
108	1	59	10	6	70	146	0	258
109	1	30	11	6	39	87	1	298
110	3	26	6	8	62	105	0	242
111A	1	63	9	10	57	140	0	445
111B	1	25	3	5	32	66	0	208
112	1	29	2	0	24	56	2	448
113	1	49	7	12	49	118	1	615
114	3	23	5	4	42	77	0	169
115	1	26	5	5	65	102	0	270
116	3	68	15	11	57	154	1	283
117S	2	12	3	0	15	32	0	77
118	3	67	6	7	40	123	0	377
119 *1	0	28	3	5	23	59	1	263
120 *1	-	-	-	-	-	-	-	187
<b>Sub totals</b>	<b>246</b>	<b>8,868</b>	<b>941</b>	<b>1,000</b>	<b>6,420</b>	<b>17,475</b>	<b>96</b>	<b>37,056</b>
s. 98 Special	0	24	3	6	36	69	3	
s. 99 Absentee - in ED	20	482	71	82	439	1,094	4	
s. 100 Absentee - out of ED	4	176	24	37	209	450	31	
s. 101 Absentee - advance	1	41	6	5	53	106	1	
s. 104 Voting in DEO office	6	149	24	14	143	336	11	
s. 106 Voting by mail	0	26	2	0	15	43	6	
<b>Grand totals</b>	<b>277</b>	<b>9,766</b>	<b>1,071</b>	<b>1,144</b>	<b>7,315</b>	<b>19,573</b>	<b>152</b>	<b>37,056</b>
% of valid votes	1.42%	49.90%	5.47%	5.84%	37.37%			

---

**Summary**

Valid votes - General and advance	17,475	89.28%	Total valid votes
s. 98 Special	69	0.35%	Total valid votes
s. 99 Absentee - in ED	1,094	5.59%	Total valid votes
s. 100 Absentee - out of ED	450	2.30%	Total valid votes
s. 101 Absentee - advance	106	0.54%	Total valid votes
s. 104 Voting in DEO office	336	1.72%	Total valid votes
s. 106 Voting by mail	43	0.22%	Total valid votes

**Total valid votes** **19,573**

Rejected ballots	152	0.77%	Ballots cast
Registered voters who voted	19,725	53.23%	Registered voters

**Registered voters** **37,056**

**Candidate elected:** **Douglas Horne (LIB)**

---

\*1 Voting areas 119 and 120 combined