



**Elections
British Columbia**

**Report of the Chief Electoral Officer
on the
Alberni By-Election
November 19, 1988**

Statement of Votes



**Province of
British Columbia**

**Ministry of Provincial
Secretary and
Government Services
Elections
British Columbia**

**Chief Electoral Office
421 Menzies Street
Victoria
British Columbia
V8V 1X4
Telephone: (604) 387-5305**

April, 1989

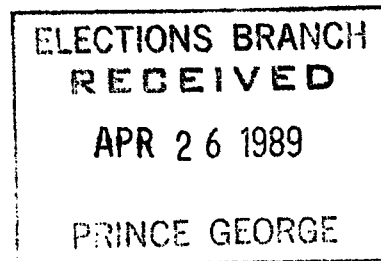
**Speaker of the Legislative Assembly
Room 207
Parliament Buildings
Victoria, British Columbia
V8V 1X4**

Dear Mr. Speaker:

I have the honour to submit the Report of the Chief Electoral Officer concerning the November 19, 1988 by-election in the Electoral District of **Alberni**.

This Report is prepared pursuant to Section 5.(9) of the **Election Act**.

Respectfully submitted,





**Harry M. Goldberg
Chief Electoral Officer and
Registrar General of Voters
Elections British Columbia**

TABLE OF CONTENTS

Summary of By-Election	1
Results of By-Election	
-Poll by Poll	3
-by Polling Place	5
Maps	
-Polling Place Locations	6
-Electoral District	7
Expenditures	
-Candidates and Political Parties	9
-Election Administration	10
Political Parties	
-Standing of	11

SUMMARY OF BY-ELECTION

The resignation of Robert E. Skelly on May 10, 1988, resulted in a vacancy in the Electoral District of Alberni.

A pre-by-election registration of voters was performed within the Alberni electoral district which concluded with a Writ day voters list of 18,476 registered voters. This figure compared favourably with the number of names on the voters list as of Writ day for the 1986, Provincial General Election (September 24) which had 16,815 voters registered. The registration program which commenced on August 19, was performed with the support of store-front registration throughout the electoral district. Public information on the voter registration program was simultaneously advertised on radio and in the newspapers for the duration.

Included with the activities of a pre-by-election registration of voters, was a comparison of the voters list with names in the telephone directory in order to identify prospective voters who were not registered. Telephone calls were made to the people identified and they were advised of how they could become registered. Five per cent of those contacted indicated no interest in becoming registered voters.

During the period September 19th through the 23rd, the B.C.G.E.U. picketed Government offices including the offices of the Port Alberni Government Agent. Through the co-operation of union and non-union employees, there was no suggestion of interference with the voter registration process.

On October 22, 1988 pursuant to Order-in-Council 1968, a Writ of Election was issued by the Chief Electoral Officer to **Johannes J. Ruissen**, Returning Officer for Alberni. The Writ ordered that an election be held in the Electoral District of Alberni on November 19, 1988.

November 7 was designated as the day for the **nomination of candidates**, early voting in the office of the Returning Officer commenced on November 8 and three days of **advance polling** began on November 9, 1988. **Two registration periods** were available to unregistered voters in order to allow them to have their names added to the voters list during the 29 day interval. These periods were October 22 - 31, and November 12 - 15, inclusive. A total of 295 voters registered during these periods concluding with an Election Day voters list of 18,771 names.

During the three day Section 80 registration period, there were several complaints from residents who recently moved into the Electoral District and were unable to register because they were already on a voters list in another Electoral District. These residents were of the opinion that during by-elections, the relevant Section of the Election Act which prohibits the registration of applicants who are registered elsewhere in the Province, should not apply. It should be noted, however, that residents who are registered elsewhere at the time a Writ of election is issued, are eligible to change their registration during the ten day period immediately following issue of the Writ of election.

With the Alberni by-election scheduled for Saturday, November 19, 1988, several additional problems of a substantial nature were encountered by Provincial election officials. The problems emerged because Municipal elections were held on the same date and the Federal election, also established earlier, was set for the following Monday, November 21, 1988. Polling places historically used during Provincial elections were booked by either Municipal authorities or private individuals and new locations had to be located on short notice by Provincial election personnel. This problem also caused confusion on the part of the electorate with respect to locating the appropriate polling place for each of the electoral jurisdictions. Poll officials previously employed during Provincial elections were already engaged by and committed to the Municipal election as well as the advance polls for the Federal election. Thus there was considerable difficulty in attracting fully experienced personnel. In addition, the telephone number of the Provincial Returning Officer was frequently given to callers seeking information on the Federal election. This resulted with the Provincial Returning Officer (Elections British Columbia) being deluged by telephone calls of a Federal, rather than a Provincial, election nature.

SUMMARY OF BY-ELECTION cont'd.

It is clear that the concurrent elections resulted in considerable confusion and lack of understanding on the part of many people. In some cases this confusion resulted in unnecessary emotional upset by the electorate which may have contributed to a lower than anticipated voter turnout on election day. The voter turnout of 60.05% compares unfavourably with the turnout during the 1986, Provincial general election in Alberni which was 85.80%.

I strongly recommend that wherever possible, future Provincial general elections, by-elections and/or plebiscites be scheduled at a time when other major elections are not occurring.

The official results were announced by the Returning Officer on November 24, 1988, and 11,273 of the 18,771 registered voters exercised their franchise. **Mr. Gerard A. Janssen**, endorsed by the New Democratic Party, was declared duly elected as the member representing the Electoral District of Alberni.

On receipt of the Writ of Election and the Certificate of Election from the Returning Officer on Return day, December 5, 1988, the Chief Electoral Officer confirmed to the Deputy Provincial Secretary, the election of **Mr. Janssen** to the Provincial Legislature.

SUMMARY OF RESULTS - POLL BY POLL

Polling Division	Dryden S.C.	Janssen N.D.P.	Bonfield Lib.	Total Valid	Rejected Votes	Registered Voters
EARLY VOTING	.0	7	0	7	0	
ADVANCE	128	248	84	460	1	
1 Hot Springs Cove	.0	12	1	13	0	41
2 Ahousat	.3	16	1	20	0	191
3 Beddingfield Bay Camp	.0	0	0	0	0	0
4 Cypre River Camp	.0	0	0	0	0	0
5 Tofino	.28	63	27	118	0	253
6 Tofino	.82	99	29	210	5	355
7 Wickaninnish Bay	.0	4	0	4	0	44
8 Long Beach	.18	43	5	66	0	138
9 Ucluelet	.40	58	8	106	0	209
10 Ucluelet	.57	83	16	156	2	332
11 Ucluelet	.78	87	18	183	0	343
12 Port Albion	.9	38	5	52	0	131
13 Great Central Lake	.3	19	2	24	0	55
14 Beaver Creek	.61	96	34	191	3	329
15 Beaver Creek	.79	129	20	228	3	369
16 Beaver Creek	.47	138	27	212	0	357
17 Beaver Creek	.64	121	23	208	3	370
18 Beaver Creek	.58	129	18	205	0	359
19 Beaver Creek	.48	150	26	224	0	363
20 Cherry Creek	.38	146	36	220	7	351
21 Cherry Creek	.56	97	42	195	1	345
22 Cherry Creek	.49	137	28	214	2	370
23 Cherry Creek	.54	105	28	187	3	365
24 Sproat Lake	.31	121	10	162	2	280
25 Sproat Lake	.78	111	33	222	1	349
26 Sproat Lake	.64	81	42	187	3	294
27 Sproat Lake	.81	118	46	245	2	402
28 Port Albemi North	.58	145	23	226	0	376
29 Port Albemi North	.50	140	33	223	0	394
30 Port Albemi North	.61	127	44	232	8	389
31 Port Albemi North	.77	142	42	261	1	395
32 Port Albemi North	.70	129	37	236	0	397
33 Port Albemi North	.111	131	36	278	2	415
34 Port Albemi North	.72	116	50	238	3	349
35 Port Albemi North	.43	153	17	213	3	363
36 Port Albemi North	.59	104	30	193	5	375
37 Port Albemi Central	.55	108	27	190	1	313
38 Port Albemi Central	.44	87	10	141	1	391
39 Port Albemi Central	.48	123	31	202	4	368
40 Port Albemi Central	.58	124	26	208	4	380
41 Port Albemi Central	.54	158	28	240	2	357
42 Port Albemi Central	.62	96	35	193	1	386
43 Port Albemi Central	.29	89	19	137	7	336
44 Port Albemi Central	.41	115	20	176	3	332
45 Port Albemi Central	.62	110	34	206	3	341
46 Port Albemi Central	.65	93	26	184	7	331
47 Port Albemi Central	.41	132	20	193	5	356
48 Port Albemi Central	.31	125	23	179	1	393
49 Port Albemi South	.38	100	27	165	9	328
50 Port Albemi South	.66	102	35	203	3	352
51 Port Albemi South	.47	111	46	204	2	330
52 Port Albemi South	.43	104	41	188	2	339
53 Port Albemi South	.56	134	19	209	1	340
54 Port Albemi South	.26	104	28	158	2	301
55 Port Albemi South	.57	113	20	190	3	355
56 Port Albemi South	.46	126	30	202	5	324
57 Port Albemi South	.71	114	50	235	1	365
58 Port Albemi South	.74	113	35	222	2	348
59 Port Albemi South	.54	112	43	209	4	306
60 Franklin River	.7	6	0	13	0	15
61 Kildonan	.0	3	2	5	0	23

SUMMARY OF RESULTS - POLL BY POLL cont'd.

Polling Division	Dryden S.C.	Janssen N.D.P.	Bonfield Lib.	Total Valid	Rejected Votes	Registered Voters
62 Bamfield	31	37	19	87	0	238
63 Nitinat	3	11	3	17	0	75
Total Ordinary	3064	6293	1618	10975	133	18771
Section 80.1	0	3	0	3	0	
Absentee votes (Sec 117)	29	93	20	142	3	
Absentee votes (Sec 118.1)	3	12	2	17	0	
Grand Totals	3096	6401	1640	11137	136	18771
Percentage of valid votes	27.80%	57.48%	14.73%	100%		

REGISTERED VOTERS WHO VOTED: 11,273 (60.05% of Registered Voters)

SUMMARY

Ordinary Votes 98.55% of Total Valid Votes
 Section 80.1 Votes 0.03% of Total Valid Votes
 Section 117 Votes 1.28% of Total Valid Votes
 Section 118.1 Votes 0.15% of Total Valid Votes
 Rejected Votes: 1.21% of Total Votes considered

Ballot Envelopes Unopened 62

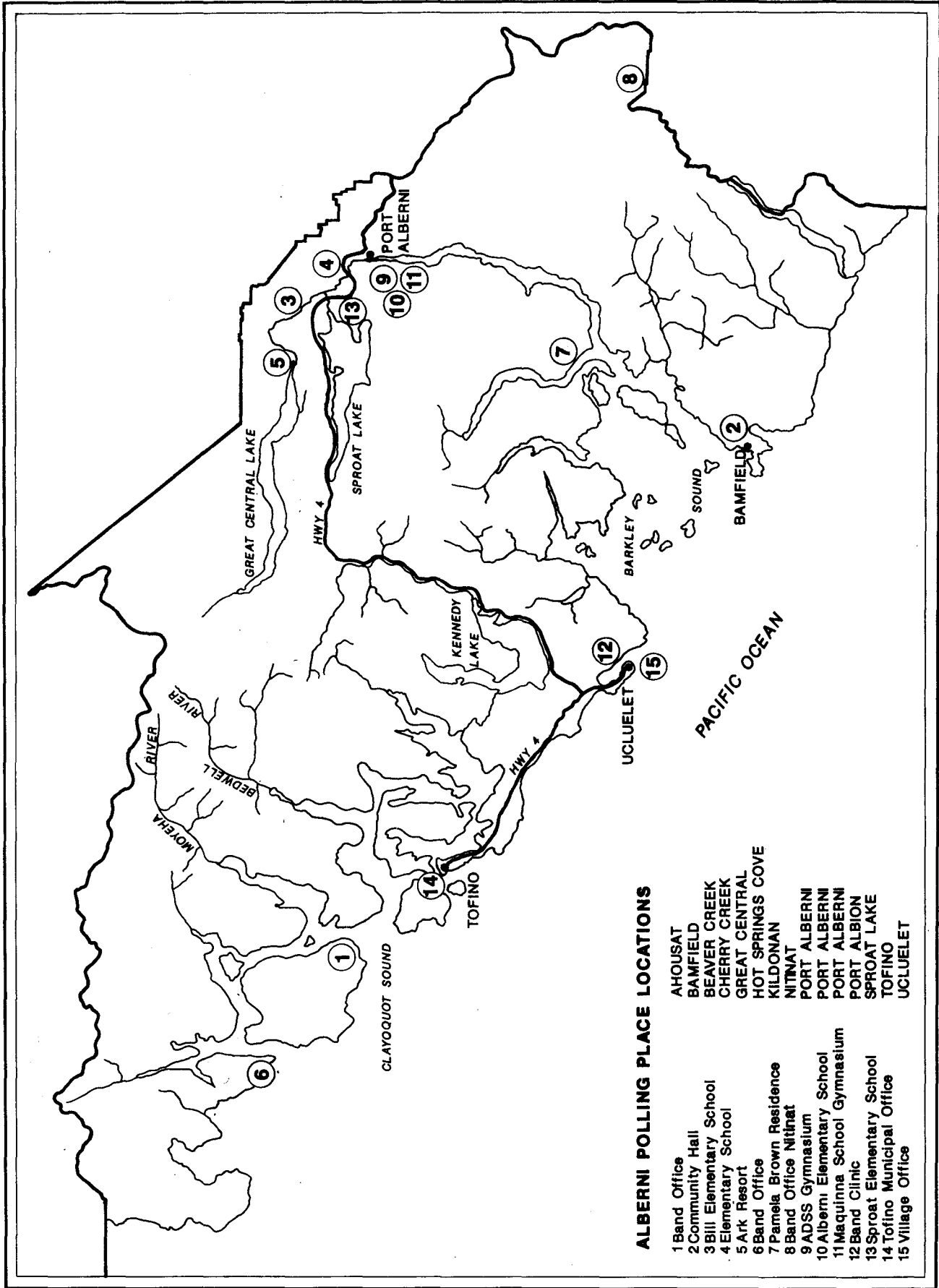
Candidate Elected: Gerard A. Janssen (New Democrat [N.D.P.]

SUMMARY OF RESULTS BY POLLING PLACE

POLLING PLACE	Dryden SC	Janssen NDP	Bonfield Lib	Total Valid	Rejected
Early	0	7	0	7	0
Advance	128	248	84	460	1
No. 1 Band Office, Ahousat	3	16	1	20	0
No. 2 Community Hall, Bamfield	31	37	19	87	0
No. 3 Bill Elementary School, Beaver Creek	357	763	148	1268	9
No. 4 Cherry Creek Elementary School	197	485	134	816	13
No. 5 Ark Resort, Great Central	3	19	2	24	0
No. 6 Band Office, Hot Springs Cove	0	12	1	13	0
No. 7 Pamela Brown Residence, Kildonan	0	3	2	5	0
No. 8 Band Office, Nitinat	3	11	3	17	0
No. 9 ADSS Gymnasium, Port Alberni	590	1360	299	2249	39
No. 10 Alberni Elementary School, Port Alberni	601	1187	312	2100	22
No. 11 Maquinna School Gym, Port Alberni	585	1239	374	2198	34
No. 12 Band Clinic, Port Albion	9	38	5	52	0
No. 13 Sproat Elementary School, Sproat Lake	254	431	131	816	8
No. 14 Tofino Municipal Office	110	166	56	332	5
No. 15 Ucluelet Village Office	193	271	47	511	2
Total Ordinary Votes	3064	6293	1618	10975	133
Section 80.1	0	3	0	3	0
Absentee votes (Sec 117)	29	93	20	142	3
Absentee votes (Sec 118.1)	3	12	2	17	0
Grand Totals	3096	6401	1640	11137	136
Percentage of Valid Votes	27.80%	57.48%	14.73%	100%	---

SUMMARY

Registered Voters:	18,771
Total Votes:	11,273
% Turnout:	60.05%
Rejected Ballots	136



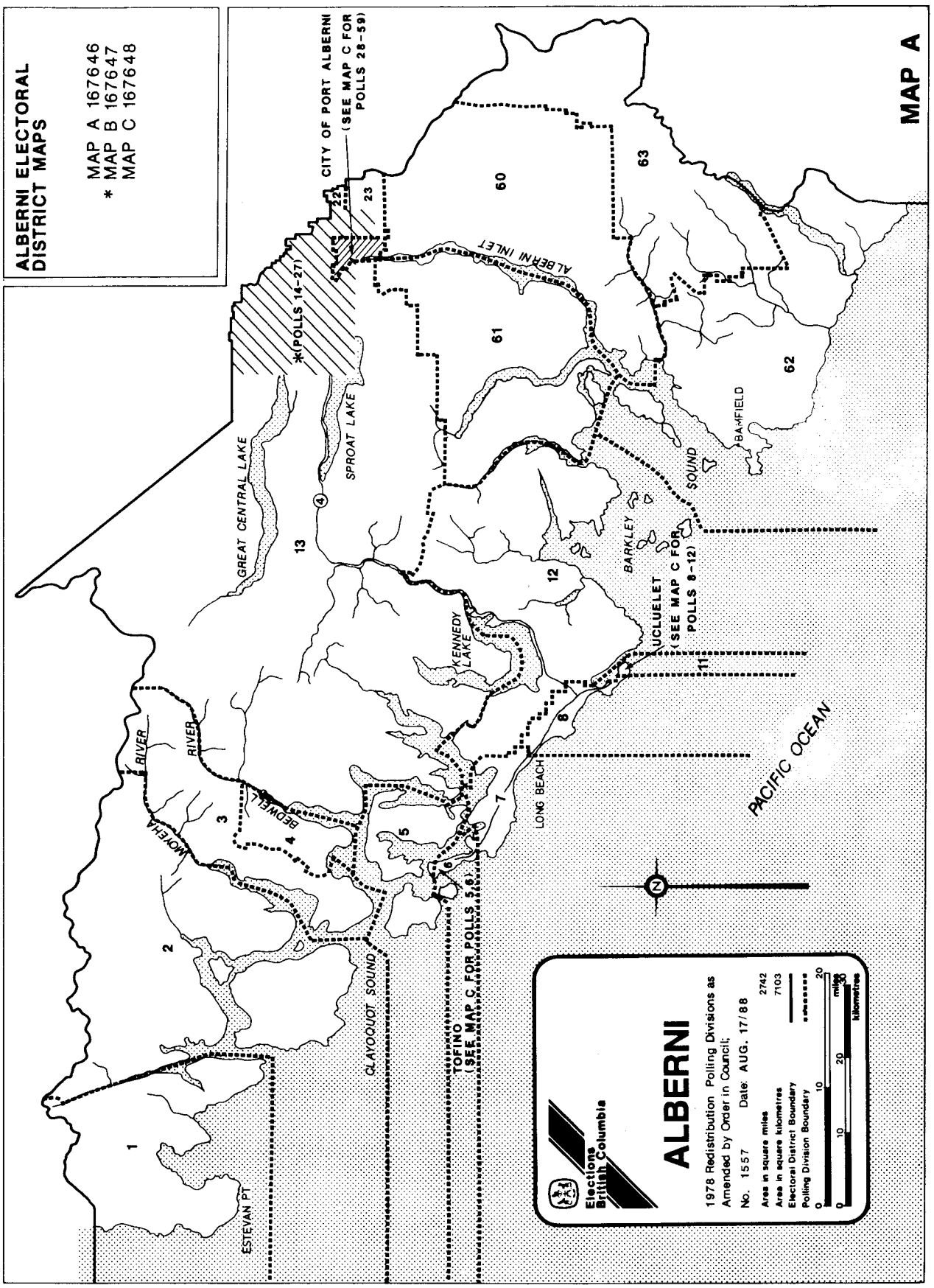
ALBERNI POLLING PLACE LOCATIONS

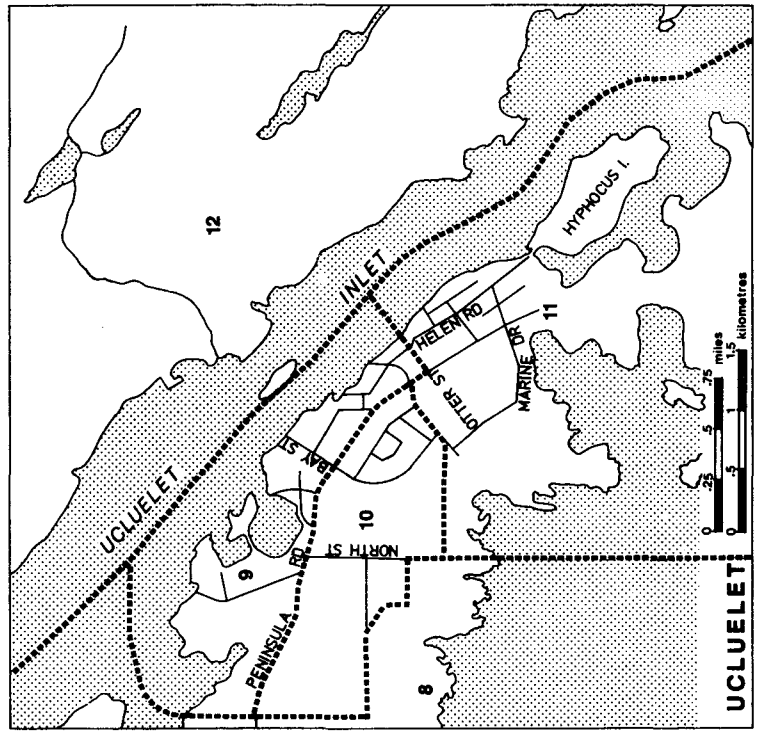
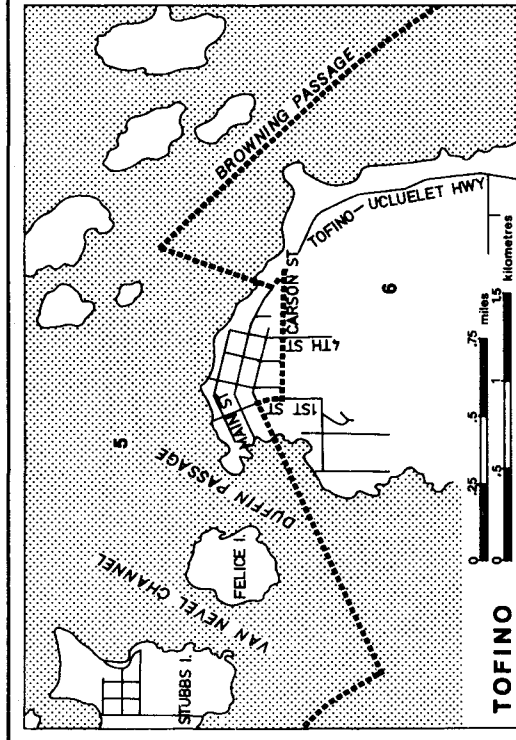
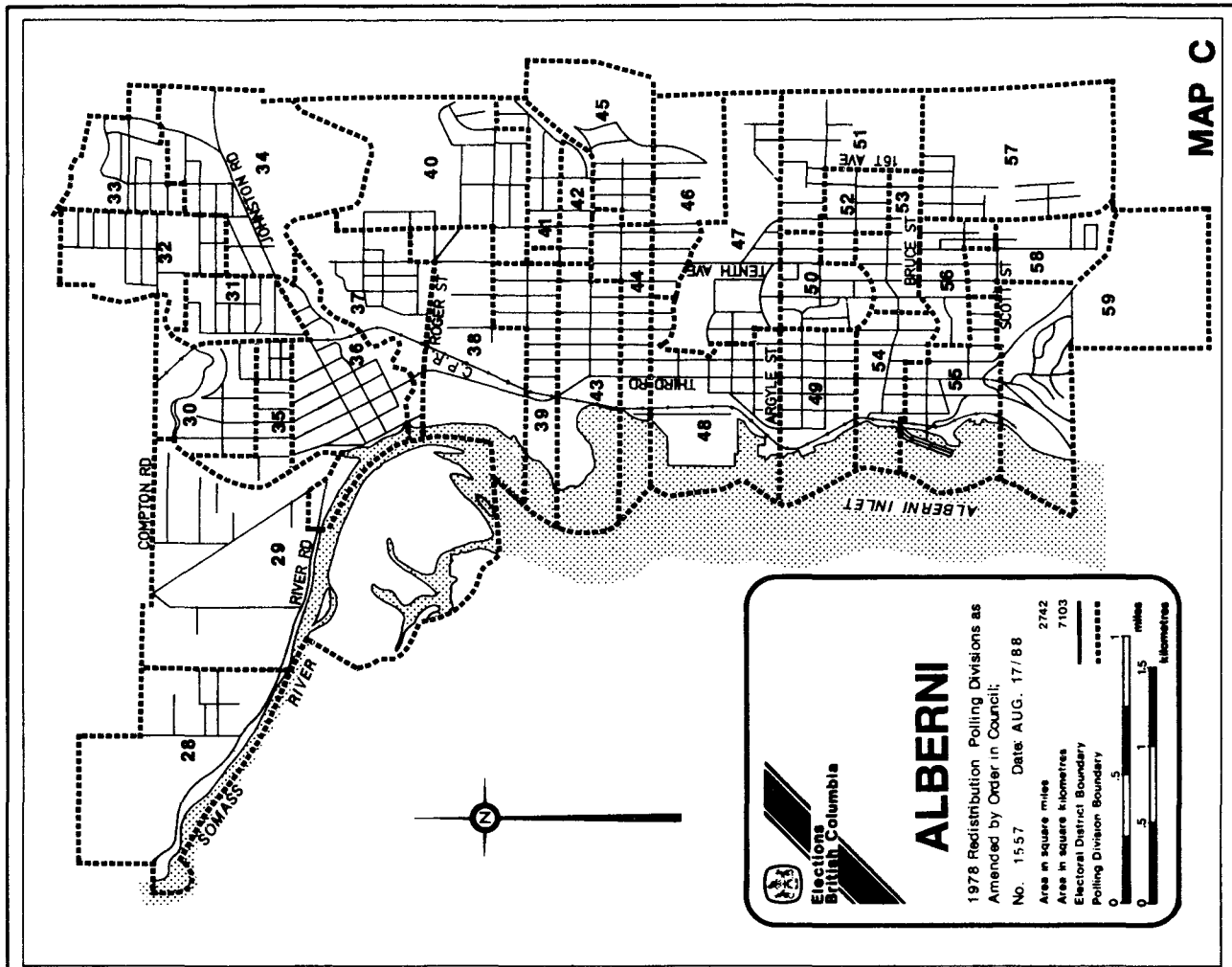
- | | |
|------------------------------|------------------|
| 1 Band Office | AHOUSAT |
| 2 Community Hall | BAMFIELD |
| 3 Bill Elementary School | BEAVER CREEK |
| 4 Elementary School | CHERRY CREEK |
| 5 Ark Resort | GREAT CENTRAL |
| 6 Band Office | HOT SPRINGS COVE |
| 7 Pamela Brown Residence | KILDONAN |
| 8 Band Office Nitinat | NITINAT |
| 9 ADSS Gymnasium | PORT ALBERNI |
| 10 Alberni Elementary School | PORT ALBERNI |
| 11 Maquinna School Gymnasium | PORT ALBERNI |
| 12 Band Clinic | PORT ALBION |
| 13 Sproat Elementary School | SPROAT LAKE |
| 14 Tofino Municipal Office | TOFINO |
| 15 Village Office | UCLUELET |

**ALBERNI ELECTORAL
DISTRICT MAPS**

MAP A 167646
* MAP B 167647
MAP C 167648

MAP A





EXPENDITURES

CANDIDATES

DRYDEN, George S. (S.C.)	37,886.98
JANSSEN, Gerard A. (N.D.P.)	12,710.66
BONFIELD, Shirley M. (Lib.)	12,706.68
Total	\$ 63,304.32

POLITICAL PARTIES

Social Credit	7,985.10
New Democrat (N.D.P.)	15,610.07
The Liberal Party of Canada	3,267.14
Total	\$ 26,862.31

TOTAL ELECTION EXPENSES OF THE CANDIDATES AND THEIR PARTIES:

\$ 90,166.63

EXPENDITURES-ELECTION ADMINISTRATION

Returning Officer

Fees	6,438.55	
Travel	341.00	
Office Rental	2,383.46	
Office Expenses	2,092.37	
Printing	694.40	
Office Staff Salaries	3,657.59	
Advertising	311.80	
Postage and Courier	195.12	
Telephone	1,412.58	
Total \$	17,526.87	

Election Clerk

Fees	4,828.91	
Travel	681.38	
Total \$	5,510.29	

Poll Costs

Advance Poll Officials	1,920.00	
Regular Poll Officials	16,120.00	
Training	2,175.00	
Poll Rental	2,754.00	
Total \$	22,969.00	

Registrar of Voters and Regional Coordinator

Registration/Collection Centre Rental	100.00	
Registration Clerks' Fees and Expenses	7,081.14	
Registration Assistants' Salaries	17,162.82	
Regular Employees' Overtime and Substitution	396.43	
Telephone	218.80	
Total \$	24,959.19	

Chief Electoral Office

Advertising	44,049.87	
Travel	425.64	
Printing	10,156.78	
Postage & Courier	14,889.05	
Overtime	223.54	
Data Processing	37,207.03	
Total \$	106,951.91	

Grand Total	\$ 177,917.26	
Cost per Registered Voter *	\$ 9.47	

* In By-elections, there are certain areas of expenditure such as office rental and expenses, telephone rental, selected salaries and advertising costs that remain constant regardless of the number of registered voters in the electoral district being reported. The average cost of \$9.47 per registered voter also includes the costs of the voter registration program performed prior to the issue of the By-election Writ.

STANDING OF POLITICAL PARTIES*

Social Credit	44
New Democrat	22
Independent	1
Vacant	2
Total Seats	<hr/> 69

* as of December 5, 1988

Queen's Printer for British Columbia©
Victoria, 1989